

NORTHERN FUNDS PROSPECTUS

EQUITY FUNDS

GLOBAL TACTICAL ASSET ALLOCATION FUND
(BBALX)
INCOME EQUITY FUND (NOIEX)
INTERNATIONAL EQUITY FUND (NOIGX)
LARGE CAP CORE FUND (NOLCX)
LARGE CAP VALUE FUND (NOLVX)
SMALL CAP CORE FUND (NSGRX)
SMALL CAP VALUE FUND (NOSGX)
U.S. QUALITY ESG FUND (NUESX)

EQUITY INDEX FUNDS

EMERGING MARKETS EQUITY INDEX FUND
(NOEMX)
GLOBAL REAL ESTATE INDEX FUND (NGREX)
GLOBAL SUSTAINABILITY INDEX FUND (NSRIX)
INTERNATIONAL EQUITY INDEX FUND
(NOINX)
MID CAP INDEX FUND (NOMIX)
SMALL CAP INDEX FUND (NSIDX)
STOCK INDEX FUND (NOSIX)

Prospectus dated July 31, 2018

An investment in a Fund is not a deposit of any bank and is not insured or guaranteed by the Federal Deposit Insurance Corporation ("FDIC"), any other government agency, or The Northern Trust Company, its affiliates, subsidiaries or any other bank. An investment in a Fund involves investment risks, including possible loss of principal.

The Securities and Exchange Commission ("SEC") has not approved or disapproved these securities or passed upon the adequacy of this Prospectus. Any representation to the contrary is a criminal offense.

TABLE OF CONTENTS**3 FUND SUMMARIES**

3 GLOBAL TACTICAL ASSET ALLOCATION FUND

9 INCOME EQUITY FUND

13 INTERNATIONAL EQUITY FUND

17 LARGE CAP CORE FUND

21 LARGE CAP VALUE FUND

25 SMALL CAP CORE FUND

29 SMALL CAP VALUE FUND

33 U.S. QUALITY ESG FUND

37 EMERGING MARKETS EQUITY INDEX FUND

42 GLOBAL REAL ESTATE INDEX FUND

47 GLOBAL SUSTAINABILITY INDEX FUND

51 INTERNATIONAL EQUITY INDEX FUND

55 MID CAP INDEX FUND

58 SMALL CAP INDEX FUND

61 STOCK INDEX FUND

64 BROAD-BASED SECURITIES MARKET INDICES**66 INVESTMENT ADVISER****67 MANAGEMENT FEES****68 FUND MANAGEMENT****70 OTHER FUND SERVICES****71 PURCHASING AND SELLING SHARES**

71 PURCHASING SHARES

71 OPENING AN ACCOUNT

73 SELLING SHARES

75 ACCOUNT POLICIES AND OTHER INFORMATION**83 DIVIDENDS AND DISTRIBUTIONS****84 TAX CONSIDERATIONS****87 SECURITIES, TECHNIQUES AND RISKS**

87 ADDITIONAL INFORMATION ON INVESTMENT OBJECTIVES,
PRINCIPAL INVESTMENT STRATEGIES AND RELATED RISKS,
DESCRIPTION OF SECURITIES AND COMMON INVESTMENT
TECHNIQUES

113 DISCLAIMERS

115 FINANCIAL HIGHLIGHTS**132 FOR MORE INFORMATION**

FUND SUMMARIES

GLOBAL TACTICAL ASSET ALLOCATION FUND

INVESTMENT OBJECTIVE

The Fund seeks to provide long-term capital appreciation and current income.

FEES AND EXPENSES OF THE FUND

This table describes the fees and expenses that you may pay if you buy and hold shares of the Fund.

Shareholder Fees (fees paid directly from your investment)

None

Annual Fund Operating Expenses (expenses that you pay each year as a percentage of the value of your investment)

Management Fees	0.23%
Other Expenses	0.21%
Transfer Agency Fees	0.02%
Other Operating Expenses	0.19%
Acquired Fund Fees and Expenses ⁽¹⁾	0.36%
Total Annual Fund Operating Expenses⁽²⁾	0.80%
Expense Reimbursement ⁽³⁾	(0.17)%
Total Annual Fund Operating Expenses After Expense Reimbursement⁽²⁾	0.63%

⁽¹⁾ Acquired Fund Fees and Expenses are expenses incurred indirectly by the Fund through its ownership of shares in other investment companies. They are not direct costs paid by Fund shareholders.

⁽²⁾ The Total Annual Fund Operating Expenses and Total Annual Fund Operating Expenses After Expense Reimbursement will not correlate to the Fund's ratio of average net assets to (1) expenses, before waivers, reimbursements and credits and (2) expenses, net of waivers, reimbursements and credits, respectively, included in the Fund's Financial Highlights in the Fund's complete Prospectus, which do not reflect indirect expenses, such as Acquired Fund Fees and Expenses.

⁽³⁾ Northern Trust Investments, Inc. has contractually agreed to reimburse a portion of the operating expenses of the Fund (other than certain excepted expenses, i.e., Acquired Fund Fees and Expenses, the compensation paid to each Independent Trustee of the Trust, expenses of third party consultants engaged by the Board of Trustees, membership dues paid to the Investment Company Institute and Mutual Fund Directors Forum, expenses in connection with the negotiation and renewal of the revolving credit facility, extraordinary expenses and interest) to the extent the "Total Annual Fund Operating Expenses" exceed 0.25%. The "Total Annual Fund Operating Expenses After Expense Reimbursement" may be higher than the contractual limitation as a result of the excepted expenses, including but not limited to Acquired Fund Fees and Expenses, that are not reimbursed. This contractual limitation may not be terminated before July 31, 2019 without the approval of the Board of Trustees.

EXAMPLE

The following Example is intended to help you compare the cost of investing in the Fund with the cost of investing in other mutual funds. The Example assumes that you invest \$10,000 in the Fund for the time periods indicated and then redeem all of your shares at the end of those periods. The Example also assumes that your investment has a 5% return each year and that the Fund's operating expenses remain the same. Although your actual costs may be higher or lower, based on these assumptions your costs would be:

1 Year	3 Years	5 Years	10 Years
\$64	\$238	\$427	\$974

PORTFOLIO TURNOVER. The Fund pays transaction costs, such as commissions, when it buys and sells securities (or "turns over" its portfolio). A higher portfolio turnover rate may indicate higher transaction costs and may result in higher taxes when Fund shares are held in a taxable account. These costs, which are not reflected in annual portfolio operating expenses or in the Example, affect the Fund's performance. During the most recent fiscal year, the Fund's portfolio turnover rate was 25.39% of the average value of its portfolio.

PRINCIPAL INVESTMENT STRATEGIES

The Fund invests primarily in shares of a combination of underlying mutual funds and exchange-traded funds ("ETFs") for which Northern Trust Investments, Inc. ("NTI"), the Fund's investment adviser, or an affiliate acts as investment adviser. The Fund also may invest in other unaffiliated mutual funds and ETFs (together, with affiliated underlying funds and ETFs, the "Underlying Funds"), and other securities and investments not issued by mutual funds.

The Fund will be diversified among a number of asset classes, and its allocation will be based on an asset allocation framework developed by the Investment Policy Committee of The Northern Trust Company ("TNTC") and NTI (TNTC and NTI are collectively referred to herein as "Northern Trust"). The Fund intends to invest indirectly, through Underlying Funds, in equity and fixed-income securities of both U.S. and non-U.S. corporate and governmental issuers. The asset classes in which the Fund invests include but are not limited to small-, mid- and large-capitalization common stocks; real estate securities; commodity-related securities; securities of foreign issuers, including emerging markets; and fixed-income securities, including high yield securities and money market instruments. The Fund also may invest directly in equity and

fixed income securities and money market instruments. In addition, the Fund also may invest directly in derivatives, including but not limited to forward currency exchange contracts, futures contracts and options on futures contracts, for hedging purposes.

Under normal market conditions, the Fund will invest significantly in funds that invest in companies that are located, headquartered, incorporated or otherwise organized outside of the United States as represented in either the MSCI EAFE® Index, MSCI Emerging Markets® Index or other diversified foreign indices.

The Fund expects its foreign investments to be allocated among funds that are diversified among various regions, countries, including the United States (but in no less than three different countries), industries and capitalization ranges. The Fund may invest in funds that invest in equity and debt of issuers in both developed and emerging markets.

Northern Trust's Investment Policy Committee is responsible for developing tactical asset allocation recommendations with respect to the Fund using the asset allocation framework and incorporating various criteria, including, for example, economic factors such as gross domestic product and inflation; fixed-income market factors such as sovereign yields, credit spreads and currency trends; and equity market factors such as domestic and foreign operating earnings and valuation levels. NTI monitors the Fund daily to ensure it is invested pursuant to the current asset allocation framework. NTI reviews the asset allocation framework and recommended allocations at least monthly, or more frequently as needed, to consider adjusting the allocations based on its evolving investment views amid changing market and economic conditions. There is no limit in the number of Underlying Funds in which the Fund may invest. The Fund is not required to maintain any minimum or maximum investment in any asset class, and the Fund may at times invest more than 25% of its assets in one Underlying Fund or asset class.

The Fund's investment adviser may engage in active trading, and will not consider portfolio turnover a limiting factor in making decisions for the Fund.

Morgan Stanley Capital International, Inc. ("MSCI") does not endorse any of the securities in the MSCI EAFE Index or MSCI Emerging Markets Index. It is not a sponsor of the Global Tactical Asset Allocation Fund and is not associated with the Fund in any way.

PRINCIPAL RISKS

Because the Fund invests primarily in the Underlying Funds, the risks described below are in reference to the Underlying Funds, and to the extent that the Fund invests directly in securities and other instruments, the risks described below are also directly applicable to the Fund.

AFFILIATED PERSON RISK is the risk that the Fund's investment adviser may select investments for the Fund based on its own financial interests rather than the Fund's interests.

ASSET ALLOCATION RISK is the risk that the selection by a manager of the Underlying Funds and the allocation of the Fund's assets among the various asset classes and market segments will cause the Fund to underperform other funds with similar investment objectives. The Fund's investment in any one Underlying Fund or asset class may exceed 25% of the Fund's total assets, which may cause it to be subject to greater risk than a more diversified fund.

COMMODITY-RELATED SECURITIES RISK is the risk that investing in commodity-related securities investments may subject the Fund to greater volatility than investments in other kinds of securities. In addition to overall market movements, commodity-related securities may be adversely impacted by commodity index volatility, changes in interest rates, or factors affecting a particular industry or commodity, such as weather, disease, embargoes, acts of war or terrorism, or political and regulatory developments.

CREDIT (OR DEFAULT) RISK is the risk that the inability or unwillingness of an issuer or guarantor of a fixed-income security, or a counterparty to a repurchase or other transaction, to meet its payment or other financial obligations will adversely affect the value of the Fund's investments and its returns. Changes in the credit rating of a debt security held by the Fund could have a similar effect.

CURRENCY RISK is the risk that foreign currencies, securities that trade in or receive revenues in foreign currencies, or derivatives that provide exposure to foreign currencies will fluctuate in value relative to the U.S. dollar, adversely affecting the value of the Fund's investments and its returns. Because the Fund's net asset value ("NAV") is determined on the basis of U.S. dollars, you may lose money if the local currency of a foreign market depreciates against the U.S. dollar, even if the market value of the Fund's holdings appreciates. In addition, fluctuations in the exchange values of currencies could affect the economy or particular business operations of companies in a geographic region in which the Fund invests, causing an adverse impact on the Fund's investments in the affected region.

GLOBAL TACTICAL ASSET ALLOCATION FUND

CYBERSECURITY RISK is the risk of an unauthorized breach and access to fund assets, customer data (including private shareholder information), or proprietary information, or the risk of an incident occurring that causes the Fund, the investment adviser, custodian, transfer agent, distributor and other service providers and financial intermediaries to suffer data breaches, data corruption or lose operational functionality. Successful cyber-attacks or other cyber-failures or events affecting the Fund or its service providers may adversely impact the Fund or its shareholders.

DEBT EXTENSION RISK is the risk that an issuer will exercise its right to pay principal on an obligation held by the Fund (such as a mortgage-backed security) later than expected. This may happen during a period of rising interest rates. Under these circumstances, the value of the obligation will decrease and the Fund will suffer from the inability to invest in higher yielding securities.

DERIVATIVES RISK is the risk that derivatives can be more sensitive to changes in interest rates and sudden fluctuations in market prices than conventional securities. Derivatives are also subject to liquidity and mispricing risks. Investments in derivative instruments, which may be leveraged, may result in losses exceeding the amounts invested. Derivatives are also subject to counterparty risk.

EMERGING MARKETS RISK is the risk that markets of emerging market countries are less developed and less liquid, subject to greater price volatility and generally subject to increased economic, political, regulatory and other uncertainties than more developed markets.

EXPENSES RISK is the risk that the Fund's expense structure may result in lower investment returns. You may invest in the Underlying Funds directly. By investing in the Underlying Funds indirectly through the Fund, you will incur not only a proportionate share of the expenses of the Underlying Funds held by the Fund (including operating costs and investment management fees), but also expenses of the Fund.

FOREIGN SECURITIES RISK is the risk that investing in foreign (non-U.S.) securities may result in the Fund experiencing more rapid and extreme changes in value than a fund that invests exclusively in securities of U.S. companies, due to less liquid markets, and adverse economic, political, diplomatic, financial, and regulatory events. Foreign governments also may impose limits on investment and repatriation and impose taxes. Any of these events could cause the value of the Fund's investments to decline. To the extent that an Underlying Fund's assets are concentrated in a single country or geographic region, the Fund will be subject to the risks associated with that particular country or region.

GEOGRAPHIC AND SECTOR RISK is the risk that if an Underlying Fund invests a significant portion of its total assets in certain issuers within the same geographic region or economic sector, an adverse economic, business or political development affecting that region or sector may affect the value of the Fund's investments more than if the Underlying Fund's investments were not so concentrated in such geographic region or economic sector.

HIGH-YIELD RISK is the risk that the Fund's non-investment grade fixed-income securities, sometimes known as "junk bonds," will be subject to greater credit risk, price volatility and risk of loss than investment grade securities, which can adversely impact the Fund's return and net asset value. High yield securities are considered highly speculative and are subject to the increased risk of an issuer's inability to make principal and interest payments.

INTEREST RATE RISK is the risk that during periods of rising interest rates, the Fund's yield (and the market value of its securities) will tend to be lower than prevailing market rates; in periods of falling interest rates, the Fund's yield (and the market value of its securities) will tend to be higher. Securities with longer maturities tend to be more sensitive to changes in interest rates, causing them to be more volatile than securities with shorter maturities. Securities with shorter maturities tend to provide lower returns and be less volatile than securities with longer maturities. If interest rates rise, the Fund's yield may not increase proportionately, and the maturities of fixed income securities that have the ability to be prepaid or called by the issuer may be extended. The risks associated with increasing interest rates are heightened given that interest rates are near historic lows, but are expected to increase in the future with unpredictable effects on the markets and the Fund's investments. A general rise in interest rates may cause investors to move out of fixed income securities on a large scale, which could adversely affect the price and liquidity of fixed income securities and could also result in increased redemptions from the Fund. A low or declining interest rate environment poses additional risks to the Fund's performance, including the risk that proceeds from prepaid or maturing instruments may have to be reinvested at a lower interest rate. Fluctuations in interest rates may also affect the liquidity of fixed income securities and instruments held by the Fund.

LARGE CAP STOCK RISK is the risk that large-capitalization stocks as a group could fall out of favor with the market, causing the fund to underperform investments that focus solely on small- or medium-capitalization stocks.

LIQUIDITY RISK is the risk that the Fund or an Underlying Fund will not be able to pay redemption proceeds in a timely manner because of unusual market conditions, an unusually high volume of redemption requests, legal restrictions impairing its

ability to sell particular securities or close derivative positions at an advantageous market price or other reasons. Certain securities may be less liquid than others, which may make them difficult or impossible to sell at the time and the price that the Fund or an Underlying Fund would like and the Fund may have to lower the price, sell other securities instead or forgo an investment opportunity. In addition, less liquid securities may be more difficult to value and markets may become less liquid when there are fewer interested buyers or sellers or when dealers are unwilling or unable to make a market for certain securities. Recently, dealers have generally been less willing to make markets for fixed income securities. All of these risks may increase during periods of market turmoil and could have a negative effect on the Fund's performance.

MANAGEMENT RISK is the risk that a strategy used by the Fund's investment adviser may fail to produce the intended results or that imperfections, errors or limitations in the tools and data used by the investment adviser may cause unintended results.

MARKET RISK is the risk that general market conditions, such as real or perceived adverse economic or political conditions, inflation, changes in interest rates, lack of liquidity in the bond or equity markets, volatility in the equities markets or adverse investor sentiment could cause the value of your investment in the Fund to decline. It includes the risk that a particular style of investing, such as growth or value, may underperform the market generally. The market value of the securities in which the Fund invests may go up or down in response to the prospects of particular sectors or governments and/or general economic conditions throughout the world due to increasingly interconnected global economies and financial markets.

MID CAP STOCK RISK is the risk that stocks of mid-sized companies may be subject to more abrupt or erratic market movements than stocks of larger, more established companies. Mid-sized companies may have limited product lines or financial resources, and may be dependent upon a particular niche of the market.

PREPAYMENT (OR CALL) RISK is the risk that prepayment of the underlying mortgage or other collateral of some fixed-income securities may result in a decreased rate of return and a decline in value of those securities.

REAL ESTATE SECURITIES RISK is the risk that investments in real estate investment trusts (REITs) and securities of real estate companies will make the Fund more susceptible to risks associated with the ownership of real estate and with the real estate industry in general. These risks include possible declines in the value of real estate, possible lack of mortgage funds and unexpected vacancies of properties, increases in property taxes,

fluctuations in interest rates and limited availability of mortgage financing. REITs that invest in real estate mortgages are also subject to prepayment risks. REITs and real estate companies may be less diversified than other pools of securities, may have lower trading volumes and may be subject to more abrupt or erratic price movements than the overall securities markets.

SMALL CAP STOCK RISK is the risk that stocks of smaller companies may be subject to more abrupt or erratic market movements than stocks of larger, more established companies. Small companies may have limited product lines or financial resources, or may be dependent upon a small or inexperienced management group, and their securities may trade less frequently and in lower volume than the securities of larger companies, which could lead to higher transaction costs. Generally, the smaller the company size, the greater the risk.

U.S. GOVERNMENT SECURITIES RISK is the risk that the U.S. government will not provide financial support to its agencies, instrumentalities or sponsored enterprises if it is not obligated to do so by law. Certain U.S. government securities purchased by the Fund are neither issued nor guaranteed by the U.S. Treasury and, therefore, may not be backed by the full faith and credit of the United States. It is possible that the issuers of such securities will not have the funds to meet their payment obligations in the future.

UNDERLYING FUND RISK is the risk that the Fund's investment performance and its ability to achieve its investment objective are directly related to the performance of the Underlying Funds in which it invests. There can be no assurance that the Underlying Funds will achieve their respective investment objectives. The Fund is subject to the risks of the Underlying Funds in direct proportion to the allocation of its assets among the Underlying Funds.

VALUATION RISK is the risk that the sale price the Fund could receive for a portfolio security may differ from the Fund's valuation of the security, particularly for securities that trade in low volume or volatile markets or that are valued using a fair value methodology. In addition, the value of the securities in the Fund's portfolio may change on days when shareholders will not be able to purchase or sell the Fund's shares.

QUANTITATIVE INVESTING RISK is the risk that the value of securities or other investments selected using quantitative analysis can perform differently from the market as a whole or from their expected performance. This may be as a result of the factors used in building the multifactor quantitative model, the weights placed on each factor, the accuracy of historical data supplied by third parties, and changing sources of market returns.

GLOBAL TACTICAL ASSET ALLOCATION FUND

As with any mutual fund, it is possible to lose money on an investment in the Fund. An investment in the Fund is not a deposit of any bank and is not insured or guaranteed by the Federal Deposit Insurance Corporation, any other government agency, or The Northern Trust Company, its affiliates, subsidiaries or any other bank.

FUND PERFORMANCE

The bar chart and table that follow provide an indication of the risks of investing in the Fund by showing (A) changes in the performance of the Fund from year to year, and (B) how the average annual total returns of the Fund compares to those of two broad-based securities market indices and to a custom blended benchmark that reflect the investment instruments in which the Fund invests.

The Fund commenced operations on July 1, 1993 as a separate portfolio (the "Predecessor Fund") of Northern Institutional Funds. On August 1, 2011, the Predecessor Fund was reorganized into the Fund (the "Reorganization"). Prior to the Reorganization, the Predecessor Fund offered and sold Class A, Class C and Class D shares. In connection with the Reorganization, holders of the Predecessor Fund's Class A, Class C and Class D shares received shares of the Fund. The Predecessor Fund was managed with the same investment objective, strategies and policies as are followed by the Fund. As a result of the Reorganization, the performance and accounting history of the Predecessor Fund prior to the date of the Reorganization was assumed by the Fund.

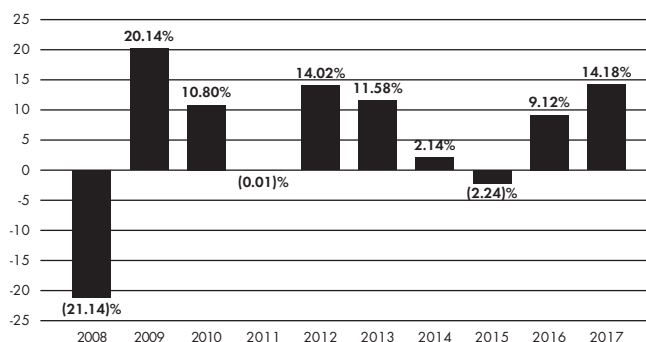
The performance information set forth in the bar chart and table below for periods prior to the date of the Reorganization is that of the Class A Shares of the Predecessor Fund.

On April 1, 2008, the Predecessor Fund changed its investment strategy from a traditional balanced fund to an asset allocation fund operating as a fund of funds. The performance shown prior to that date represents performance of the Predecessor Fund's prior balanced fund strategy.

The Fund's and Predecessor Fund's past performance, before and after taxes, is not necessarily an indication of how the Fund will perform in the future.

Updated performance information for the Fund is available and may be obtained on the Trust's website at northerntrust.com/funds or by calling 800-595-9111.

CALENDAR YEAR TOTAL RETURN*



* Year-to-date total return for the six months ended June 30, 2018 is (2.14)%. For the periods shown in the bar chart above, the highest quarterly return was 10.25% in the second quarter of 2009, and the lowest quarterly return was (9.31)% in the third quarter of 2011.

AVERAGE ANNUAL TOTAL RETURN

(For the periods ended December 31, 2017)

	Inception Date	1-Year	5-Year	10-Year	Since Inception
Global Tactical Asset Allocation Fund	7/1/93				
Returns before taxes		14.18%	6.78%	5.21%	6.41%
Returns after taxes on distributions		12.94%	5.74%	4.32%	4.95%
Returns after taxes on distributions and sale of Fund shares		8.38%	4.93%	3.80%	4.78%
MSCI All Country World Index (reflects no deduction for fees, expenses, or taxes)		23.97%	10.80%	4.65%	7.42%
Bloomberg Barclays U.S. Aggregate Bond Index (reflects no deduction for fees, expenses, or taxes)		3.54%	2.10%	4.01%	5.30%
60% MSCI All Country World Index and 40% Bloomberg Barclays U.S. Aggregate Bond Index (reflects no deduction for fees, expenses, or taxes)		15.39%	7.38%	4.75%	6.88%

After-tax returns are calculated using the historical highest individual federal marginal income tax rates and do not reflect the impact of state and local taxes. Actual after-tax returns depend on an investor's tax situation and may differ from those shown. After-tax returns shown are not relevant to investors who hold their shares through tax-deferred arrangements, such as 401(k) plans or individual retirement accounts.

MANAGEMENT

INVESTMENT ADVISER AND PORTFOLIO MANAGERS. Northern Trust Investments, Inc. (“NTI”), a subsidiary of Northern Trust Corporation, serves as the investment adviser of the Global Tactical Asset Allocation Fund. Robert P. Browne, CFA, Executive Vice President of NTI, James D. McDonald, Executive Vice President of NTI and Daniel J. Phillips, CFA, Vice President of NTI, have been managers of the Fund (including the Predecessor Fund) since July 2014, July 2014 and April 2011, respectively. The Northern Trust Company, an affiliate of NTI, serves as transfer agent, custodian and sub-administrator to the Fund.

PURCHASE AND SALE OF FUND SHARES

You may open an account directly with Northern Funds (the “Trust”) with a minimum initial investment of \$2,500 in the Fund (\$500 for an IRA; \$250 under the Automatic Investment Plan; and \$500 for employees of Northern Trust and its affiliates). The minimum subsequent investment is \$50 (except for reinvestments of distributions for which there is no minimum). The Fund reserves the right to waive these minimums. You may also purchase Fund shares through your account at Northern Trust (or an affiliate) or an authorized intermediary.

On any business day, you may sell (redeem) or exchange shares through your account by contacting your Northern Trust account representative or authorized intermediary. If you purchase shares directly from the Trust, you may sell (redeem) or exchange your shares in one of the following ways:

- By Mail – Send a written request to: Northern Funds, P.O. Box 75986, Chicago, Illinois 60675-5986.
- By Telephone – Authorize the telephone privilege on your New Account Application. Call 800-595-9111 to use the telephone privilege.
- By Wire – Authorize wire redemptions on your New Account Application and have proceeds sent by federal wire transfer to a previously designated bank account (the minimum redemption amount by this method is \$250). You will be charged \$15 for each wire redemption unless the designated bank account is maintained at Northern Trust or an affiliated bank. Call 800-595-9111 for instructions.
- By Systematic Withdrawal – If you own shares of the Fund with a minimum value of \$10,000, you may elect to have a fixed sum redeemed at regular intervals and distributed in cash or reinvested in one or more other funds of the Trust. Call 800-595-9111 for an application form and additional information. The minimum amount is \$250 per withdrawal.
- By Exchange – Complete the Exchange Privilege section of your New Account Application to exchange shares of one fund in the Trust for shares of another fund in the Trust. Shares being exchanged must have a value of at least \$1,000 (\$2,500 if a new account is being established by the exchange, \$500 if the new account is an IRA). Call 800-595-9111 for more information.
- By Internet – You may initiate transactions between Northern Trust banking and Fund accounts by using Northern Trust Private Passport. For details and to sign up for this service, go to northerntrust.com/funds or contact your Relationship Manager.

TAX INFORMATION

The Fund’s distributions are generally taxable to you as ordinary income, qualified dividend income, capital gains, or a combination of the three, unless you are investing through a tax-exempt or tax-deferred arrangement, such as a 401(k) plan or an individual retirement account. Distributions may be taxable upon withdrawal from tax-deferred accounts.

PAYMENTS TO BROKERS-DEALERS AND OTHER FINANCIAL INTERMEDIARIES

If you purchase the Fund through a broker-dealer or other financial intermediary (such as a bank), the Fund and its related companies may pay the intermediary for the sale of Fund shares and related services. These payments may create a conflict of interest by influencing the broker-dealer or other intermediary and your salesperson to recommend the Fund over another investment. Ask your salesperson or visit your financial intermediary’s website for more information.

INCOME EQUITY FUND

INVESTMENT OBJECTIVE

The Fund seeks to provide a high level of current income and long-term capital appreciation.

FEES AND EXPENSES OF THE FUND

This table describes the fees and expenses that you may pay if you buy and hold shares of the Fund.

Shareholder Fees (fees paid directly from your investment)

None

Annual Fund Operating Expenses (expenses that you pay each year as a percentage of the value of your investment)

Management Fees	0.95%
Other Expenses	0.16%
Transfer Agent Fees	0.02%
Other Operating Expenses	0.14%
Total Annual Fund Operating Expenses	1.11%
Expense Reimbursement ⁽¹⁾	(0.10)%
Total Annual Fund Operating Expenses After Expense Reimbursement	1.01%

⁽¹⁾ Northern Trust Investments, Inc. has contractually agreed to reimburse a portion of the operating expenses of the Fund (other than certain excepted expenses, i.e., Acquired Fund Fees and Expenses, the compensation paid to each Independent Trustee of the Trust, expenses of third party consultants engaged by the Board of Trustees, membership dues paid to the Investment Company Institute and Mutual Fund Directors Forum, expenses in connection with the negotiation and renewal of the revolving credit facility, extraordinary expenses and interest) to the extent the "Total Annual Fund Operating Expenses" exceed 1.00%. The "Total Annual Fund Operating Expenses After Expense Reimbursement" may be higher than the contractual limitation as a result of the excepted expenses that are not reimbursed. This contractual limitation may not be terminated before July 31, 2019 without the approval of the Board of Trustees.

EXAMPLE

The following Example is intended to help you compare the cost of investing in the Fund with the cost of investing in other mutual funds. The Example assumes that you invest \$10,000 in the Fund for the time periods indicated and then redeem all of your shares at the end of those periods. The Example also assumes that your investment has a 5% return each year and that the Fund's operating expenses remain the same. Although your actual costs may be higher or lower, based on these assumptions your costs would be:

1 Year	3 Years	5 Years	10 Years
\$103	\$343	\$602	\$1,343

PORTFOLIO TURNOVER. The Fund pays transaction costs, such as commissions, when it buys and sells securities (or "turns over" its portfolio). A higher portfolio turnover rate may indicate higher transaction costs and may result in higher taxes when Fund shares are held in a taxable account. These costs, which are not reflected in annual portfolio operating expenses or in the Example, affect the Fund's performance. During the most recent fiscal year, the Fund's portfolio turnover rate was 23.14% of the average value of its portfolio.

PRINCIPAL INVESTMENT STRATEGIES

In seeking to achieve its investment objective, the Fund will, under normal circumstances, invest at least 80% of its net assets in income-producing equity securities, including dividend-paying common and preferred stocks. The Fund seeks to provide a high level of current income relative to other mutual funds that invest in equity securities.

Using a quantitative rank, the Fund's investment adviser buys and sells securities based on factors including, but not limited to a company's:

- Profitability;
- Capital decisions;
- Cash coverage; and
- Dividend yield.

In determining capital appreciation potential, the Fund's investment adviser uses a proprietary quantitative ranking that is designed to provide exposure to quality characteristics. Beginning with a broad universe of liquid securities, the Fund's investment adviser applies the proprietary quality score which focuses on company profitability, management efficiency, and cash generation to screen out low-quality securities. The Fund's investment adviser then optimizes the remaining universe of securities for the appropriate quality and diversification goals. The Fund's investment adviser also performs a risk management analysis in which risk exposures are measured and managed at the security, sector and portfolio levels. Final purchase decisions are made based on a desired level of diversification. The Fund's investment adviser will normally sell a security that it believes is no longer attractive based upon the evaluation criteria described above.

PRINCIPAL RISKS

CYBERSECURITY RISK is the risk of an unauthorized breach and access to fund assets, customer data (including private shareholder information), or proprietary information, or the risk of an incident occurring that causes the Fund, the investment adviser, custodian, transfer agent, distributor and

other service providers and financial intermediaries to suffer data breaches, data corruption or lose operational functionality.

Successful cyber-attacks or other cyber-failures or events affecting the Fund or its service providers may adversely impact the Fund or its shareholders.

INVESTMENT STYLE RISK is the risk that different investment styles (e.g., “growth”, “value” or “quantitative”) tend to shift in and out of favor, depending on market and economic conditions as well as investor sentiment. The Fund may outperform or underperform other funds that employ a different investment style. The Fund may also employ a combination of styles that impacts its risk characteristics.

LARGE CAP STOCK RISK is the risk that large-capitalization stocks as a group could fall out of favor with the market, causing the fund to underperform investments that focus solely on small- or medium-capitalization stocks.

MANAGEMENT RISK is the risk that a strategy used by the Fund’s investment adviser may fail to produce the intended results or that imperfections, errors or limitations in the tools and data used by the investment adviser may cause unintended results.

MARKET RISK is the risk that general market conditions, such as real or perceived adverse economic or political conditions, inflation, changes in interest rates, lack of liquidity in the bond or equity markets, volatility in the equities markets or adverse investor sentiment could cause the value of your investment in the Fund to decline. It includes the risk that a particular style of investing, such as growth or value, may underperform the market generally. The market value of the securities in which the Fund invests may go up or down in response to the prospects of particular sectors or governments and/or general economic conditions throughout the world due to increasingly interconnected global economies and financial markets.

QUANTITATIVE INVESTING RISK is the risk that the value of securities or other investments selected using quantitative analysis can perform differently from the market as a whole or from their expected performance. This may be as a result of the factors used in building the multifactor quantitative model, the weights placed on each factor, the accuracy of historical data supplied by third parties, and changing sources of market returns.

SECTOR RISK is the risk that companies in similar businesses may be similarly affected by particular economic or market events, which may, in certain circumstances, cause the value of securities of all companies in a particular sector of the market to decrease. While the Fund may not concentrate in any one industry, the Fund may invest without limitation in a particular market sector.

TECHNOLOGY SECURITIES RISK is the risk that securities of technology companies may be subject to greater price volatility than securities of companies in other sectors. These securities may fall in and out of favor with investors rapidly, which may cause sudden selling and dramatically lower market prices. Technology securities also may be affected adversely by changes in technology, consumer and business purchasing patterns, government regulation and/or obsolete products or services. In addition, a rising interest rate environment tends to negatively affect technology companies.

As with any mutual fund, it is possible to lose money on an investment in the Fund. An investment in the Fund is not a deposit of any bank and is not insured or guaranteed by the Federal Deposit Insurance Corporation, any other government agency, or The Northern Trust Company, its affiliates, subsidiaries or any other bank.

FUND PERFORMANCE

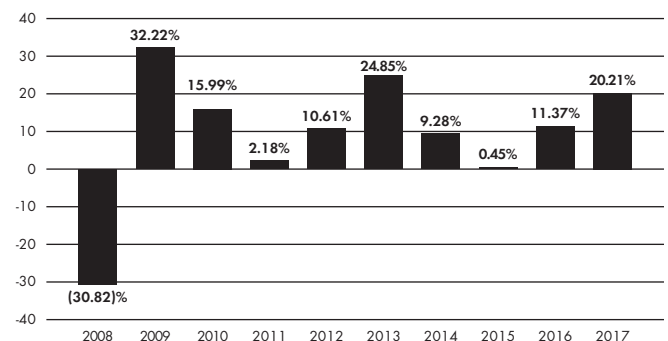
The bar chart and table that follow provide an indication of the risks of investing in the Fund by showing (A) changes in the performance of the Fund from year to year, and (B) how the average annual total returns of the Fund compare to those of a broad-based securities market index.

On July 31, 2014, the Fund changed its principal investment strategy from a fundamental actively managed strategy to a quantitative actively managed strategy. The performance shown prior to that date represents performance of the Fund’s prior fundamental actively managed strategy.

The Fund’s past performance, before and after taxes, is not necessarily an indication of how the Fund will perform in the future.

Updated performance information for the Fund is available and may be obtained on the Fund’s website at northerntrust.com/funds or by calling 800-595-9111.

CALENDAR YEAR TOTAL RETURN*



* Year to date total return for the six months ended June 30, 2018 is 0.96%. For the periods shown in the bar chart above, the highest quarterly return was 15.19% in the third quarter of 2009, and the lowest quarterly return was (18.35)% in the fourth quarter of 2008.

INCOME EQUITY FUND

AVERAGE ANNUAL TOTAL RETURN

(For the periods ended December 31, 2017)

	Inception Date	1-Year	5-Year	10-Year	Since Inception
Income Equity Fund	4/1/94				
Returns before taxes		20.21%	12.91%	8.20%	9.01%
Returns after taxes on distributions		18.12%	10.24%	6.62%	7.04%
Returns after taxes on distributions and sale of Fund shares		13.08%	9.78%	6.30%	6.84%
S&P 500® Index (reflects no deduction for fees, expenses, or taxes)		21.83%	15.79%	8.50%	9.95%

After-tax returns are calculated using the historical highest individual federal marginal income tax rates and do not reflect the impact of state and local taxes. Actual after-tax returns depend on an investor's tax situation and may differ from those shown. After-tax returns shown are not relevant to investors who hold their shares through tax-deferred arrangements, such as 401(k) plans or individual retirement accounts.

MANAGEMENT

INVESTMENT ADVISER AND PORTFOLIO MANAGERS. Northern Trust Investments, Inc. ("NTI"), a subsidiary of Northern Trust Corporation, serves as the investment adviser of the Income Equity Fund. Reed A. LeMar, CFA, Vice President of Northern Trust Investments, Inc. and Jeffrey D. Sampson, CFA, Vice President of Northern Trust Investments, Inc., have been managers of the Fund since July 2017, and Sridhar Kancharla, CFA, Vice President of NTI, has been a manager of the Fund since July 31, 2018. The Northern Trust Company, an affiliate of Northern Trust Investments, Inc., serves as transfer agent, custodian and sub-administrator to the Fund.

PURCHASE AND SALE OF FUND SHARES

You may open an account directly with Northern Funds (the "Trust") with a minimum initial investment of \$2,500 in the Fund (\$500 for an IRA; \$250 under the Automatic Investment Plan; and \$500 for employees of Northern Trust and its affiliates). The minimum subsequent investment is \$50 (except for reinvestments of distributions for which there is no minimum). The Fund reserves the right to waive these minimums. You may also purchase Fund shares through your account at Northern Trust (or an affiliate) or an authorized intermediary.

On any business day, you may sell (redeem) or exchange shares through your account by contacting your Northern Trust account representative or authorized intermediary. If you

purchase shares directly from the Trust, you may sell (redeem) or exchange your shares in one of the following ways:

- By Mail – Send a written request to: Northern Funds, P.O. Box 75986, Chicago, Illinois 60675-5986.
- By Telephone – Authorize the telephone privilege on your New Account Application. Call 800-595-9111 to use the telephone privilege.
- By Wire – Authorize wire redemptions on your New Account Application and have proceeds sent by federal wire transfer to a previously designated bank account (the minimum redemption amount by this method is \$250). You will be charged \$15 for each wire redemption unless the designated bank account is maintained at Northern Trust or an affiliated bank. Call 800-595-9111 for instructions.
- By Systematic Withdrawal – If you own shares of the Fund with a minimum value of \$10,000, you may elect to have a fixed sum redeemed at regular intervals and distributed in cash or reinvested in one or more other funds of the Trust. Call 800-595-9111 for an application form and additional information. The minimum amount is \$250 per withdrawal.
- By Exchange – Complete the Exchange Privilege section of your New Account Application to exchange shares of one fund in the Trust for shares of another fund in the Trust. Shares being exchanged must have a value of at least \$1,000 (\$2,500 if a new account is being established by the exchange, \$500 if the new account is an IRA). Call 800-595-9111 for more information.
- By Internet – You may initiate transactions between Northern Trust banking and Fund accounts by using Northern Trust Private Passport. For details and to sign up for this service, go to northerntrust.com/funds or contact your Relationship Manager.

TAX INFORMATION

The Fund's distributions are generally taxable to you as ordinary income, qualified dividend income, capital gains, or a combination of the three, unless you are investing through a tax-exempt or tax-deferred arrangement, such as a 401(k) plan or an individual retirement account. Distributions may be taxable upon withdrawal from tax-deferred accounts.

**PAYMENTS TO BROKERS-DEALERS AND OTHER
FINANCIAL INTERMEDIARIES**

If you purchase the Fund through a broker-dealer or other financial intermediary (such as a bank), the Fund and its related companies may pay the intermediary for the sale of Fund shares and related services. These payments may create a conflict of interest by influencing the broker-dealer or other intermediary and your salesperson to recommend the Fund over another investment. Ask your salesperson or visit your financial intermediary's website for more information.

INTERNATIONAL EQUITY FUND

INVESTMENT OBJECTIVE

The Fund seeks to provide long-term capital appreciation. Any income received is incidental to this objective.

FEES AND EXPENSES OF THE FUND

This table describes the fees and expenses that you may pay if you buy and hold shares of the Fund.

Shareholder Fees (fees paid directly from your investment)

Maximum Sales Charge (Load) Imposed on Purchases (as a percentage of offering price)	None
--	------

Redemption Fee (within 30 days of purchase) (as a percentage of amount redeemed, if applicable)	2.00%
---	-------

Annual Fund Operating Expenses (expenses that you pay each year as a percentage of the value of your investment)⁽¹⁾

Management Fees	0.48%
-----------------	-------

Other Expenses	0.19%
----------------	-------

Transfer Agent Fees	0.02%
---------------------	-------

Other Operating Expenses	0.17%
--------------------------	-------

Total Annual Fund Operating Expenses	0.67%
---	--------------

Expense Reimbursement ⁽²⁾	(0.16)%
--------------------------------------	---------

Total Annual Fund Operating Expenses After Expense Reimbursement	0.51%
---	--------------

⁽¹⁾ The expense information has been restated to reflect current fees.

⁽²⁾ Northern Trust Investments, Inc. has contractually agreed to reimburse a portion of the operating expenses of the Fund (other than certain excepted expenses, i.e., Acquired Fund Fees and Expenses, the compensation paid to each Independent Trustee of the Trust, expenses of third party consultants engaged by the Board of Trustees, membership dues paid to the Investment Company Institute and Mutual Fund Directors Forum, expenses in connection with the negotiation and renewal of the revolving credit facility, extraordinary expenses and interest) to the extent the "Total Annual Fund Operating Expenses" exceed 0.50%. The "Total Annual Fund Operating Expenses After Expense Reimbursement" may be higher than the contractual limitation as a result of the excepted expenses that are not reimbursed. This contractual limitation may not be terminated before July 31, 2019 without the approval of the Board of Trustees.

EXAMPLE

The following Example is intended to help you compare the cost of investing in the Fund with the cost of investing in other mutual funds. The Example assumes that you invest \$10,000 in the Fund for the time periods indicated and then redeem all of your shares at the end of those periods. The Example also assumes that your investment has a 5% return each year and that the Fund's operating expenses remain the same. Although your actual costs may be higher or lower, based on these assumptions your costs would be:

1 Year	3 Years	5 Years	10 Years
\$52	\$198	\$357	\$819

PORTFOLIO TURNOVER. The Fund pays transaction costs, such as commissions, when it buys and sells securities (or "turns over" its portfolio). A higher portfolio turnover rate may indicate higher transaction costs and may result in higher taxes when Fund shares are held in a taxable account. These costs, which are not reflected in annual portfolio operating expenses or in the Example, affect the Fund's performance. During the most recent fiscal year, the Fund's portfolio turnover rate was 101.53% of the average value of its portfolio.

PRINCIPAL INVESTMENT STRATEGIES

In seeking long-term capital appreciation, the Fund will invest, under normal circumstances, at least 80% of its net assets in equity securities. The Fund intends to invest in the securities of companies located in a number of countries throughout the world. These companies generally have market capitalizations in excess of \$1 billion.

The Fund's investment strategy attempts to create a portfolio with similar risk, style, capitalization and industry characteristics as the MSCI World[®] ex USA Index with the potential to provide excess returns by allowing the Fund to hold a portion, but not all of the securities in the MSCI World ex USA Index. In managing the Fund, the Fund's investment adviser attempts to achieve the Fund's objective by overweighting those stocks that it believes will outperform the MSCI World ex USA Index and underweighting (or excluding entirely) those stocks that it believes will underperform the MSCI World ex USA Index. The Fund seeks to accomplish this goal by employing a strategy that uses statistics and advanced econometric methods to determine which fundamental and quantifiable stock or firm characteristics (such as relative valuation, price momentum and earnings quality) are predictive of future stock performance. The characteristics are combined to create a proprietary multifactor quantitative stock selection model which generates stock specific forecasts that are used along with risk controls to determine security weightings. The investment management team's approach, based primarily on applying quantitative methods to fundamental research (e.g., selecting stocks based on economic, financial, and market analysis), is applied within a risk constrained environment that is intended to increase return and result in a portfolio having characteristics similar to the MSCI World ex USA Index. The team will normally sell a security that it believes is no longer attractive based upon the evaluation criteria described above.

The Fund's investment adviser may engage in active trading, and will not consider portfolio turnover a limiting factor in making decisions for the Fund.

Although the Fund primarily invests in mature markets (such as Germany, Japan and the United Kingdom), it may also invest to a lesser extent in emerging markets (such as Brazil and China). The Fund, from time to time, may emphasize particular companies or market segments in attempting to achieve its investment objective.

MSCI Inc. does not endorse any of the securities in the MSCI World ex USA Index. It is not a sponsor of the International Equity Fund and is not affiliated with the Fund in any way.

PRINCIPAL RISKS

CURRENCY RISK is the risk that foreign securities that trade in or receive revenues in foreign currencies, or derivatives that provide exposure to foreign currencies will fluctuate in value relative to the U.S. dollar, adversely affecting the value of the Fund's investments and its returns. Because the Fund's net asset value is determined on the basis of U.S. dollars, you may lose money if the local currency of a foreign market depreciates against the U.S. dollar, even if the market value of the Fund's holdings appreciates. In addition, fluctuations in the exchange values of currencies could affect the economy or particular business operations of companies in a geographic region in which the Fund invests, causing an adverse impact on the Fund's investments in the affected region.

CYBERSECURITY RISK is the risk of an unauthorized breach and access to fund assets, customer data (including private shareholder information), or proprietary information, or the risk of an incident occurring that causes the Fund, the investment adviser, custodian, transfer agent, distributor and other service providers and financial intermediaries to suffer data breaches, data corruption or lose operational functionality. Successful cyber-attacks or other cyber-failures or events affecting the Fund or its service providers may adversely impact the Fund or its shareholders.

EMERGING MARKETS RISK is the risk that markets of emerging market countries are less developed and less liquid, subject to greater price volatility and generally subject to increased economic, political, regulatory and other uncertainties than more developed markets.

FINANCIAL SECTOR RISK is the risk that the Fund will be impacted by events affecting the financial sector if it invests a relatively large percentage of its assets in that sector, adversely affecting the Fund's performance. The financial sector can be significantly affected by changes in interest rates, government regulation, the rate of corporate and consumer debt defaulted, price competition, and the availability and cost of capital.

FOREIGN SECURITIES RISK is the risk that investing in foreign (non-U.S.) securities may result in the Fund experiencing more rapid and extreme changes in value than a fund that invests exclusively in securities of U.S. companies, due to less liquid markets and adverse economic, political, diplomatic, financial, and regulatory factors. Foreign governments also may impose limits on investment and repatriation and impose taxes. Any of these events could cause the value of the Fund's investments to decline. To the extent that the Fund's assets are concentrated in a single country or geographic region, the Fund will be subject to the risks associated with that particular country or region.

GEOGRAPHIC AND SECTOR RISK is the risk that if the Fund invests a significant portion of its total assets in certain issuers within the same geographic region or economic sector, an adverse economic, business or political development affecting that region or sector may affect the value of the Fund's investments more than if the Fund's investments were not so concentrated.

INVESTMENT STYLE RISK is the risk that different investment styles (e.g., "growth", "value" or "quantitative") tend to shift in and out of favor, depending on market and economic conditions as well as investor sentiment. The Fund may outperform or underperform other funds that employ a different investment style. The Fund may also employ a combination of styles that impacts its risk characteristics.

LARGE CAP STOCK RISK is the risk that large-capitalization stocks as a group could fall out of favor with the market, causing the fund to underperform investments that focus solely on small- or medium-capitalization stocks.

MANAGEMENT RISK is the risk that a strategy used by the Fund's investment adviser may fail to produce the intended results or that imperfections, errors or limitations in the tools and data used by the investment adviser may cause unintended results.

MARKET RISK is the risk that general market conditions, such as real or perceived adverse economic or political conditions, inflation, changes in interest rates, lack of liquidity in the bond or equity markets, volatility in the equities market or adverse investor sentiment could cause the value of your investment in the Fund to decline. It includes the risk that a particular style of investing, such as growth or value, may underperform the market generally. The market value of the securities in which the Fund invests may go up or down in response to the prospects of particular sectors or governments and/or general economic conditions throughout the world due to increasingly interconnected global economies and financial markets.

MID CAP STOCK RISK is the risk that stocks of mid-sized companies may be subject to more abrupt or erratic market movements than stocks of larger, more established companies. Mid-sized companies may have limited product lines or financial resources, and may be dependent upon a particular niche of the market.

INTERNATIONAL EQUITY FUND

PORTFOLIO TURNOVER RISK is the risk that a high portfolio turnover rate (100% or more) is likely to involve higher brokerage commissions and other transaction costs, which could reduce the Fund's return. It also may result in higher short-term capital gains that are taxable to shareholders. For the last fiscal year, the annual portfolio turnover rate of the Fund exceeded 100%.

QUANTITATIVE INVESTING RISK is the risk that the value of securities or other investments selected using quantitative analysis can perform differently from the market as a whole or from their expected performance. This may be as a result of the factors used in building the multifactor quantitative model, the weights placed on each factor, the accuracy of historical data supplied by third parties, and changing sources of market returns.

SMALL CAP STOCK RISK is the risk that stocks of smaller companies may be subject to more abrupt or erratic market movements than stocks of larger, more established companies. Small companies may have limited product lines or financial resources, or may be dependent upon a small or inexperienced management group, and their securities may trade less frequently and in lower volume than the securities of larger companies, which could lead to higher transaction costs. Generally, the smaller the company size, the greater the risk.

VALUATION RISK is the risk that the sale price the Fund could receive for a portfolio security may differ from the Fund's valuation of the security, particularly for securities that trade in low volume or volatile markets or that are valued using a fair value methodology. In addition, the value of the securities in the Fund's portfolio may change on days when shareholders will not be able to purchase or sell the Fund's shares.

As with any mutual fund, it is possible to lose money on an investment in the Fund. An investment in the Fund is not a deposit of any bank and is not insured or guaranteed by the Federal Deposit Insurance Corporation, any other government agency, or The Northern Trust Company, its affiliates, subsidiaries or any other bank.

FUND PERFORMANCE

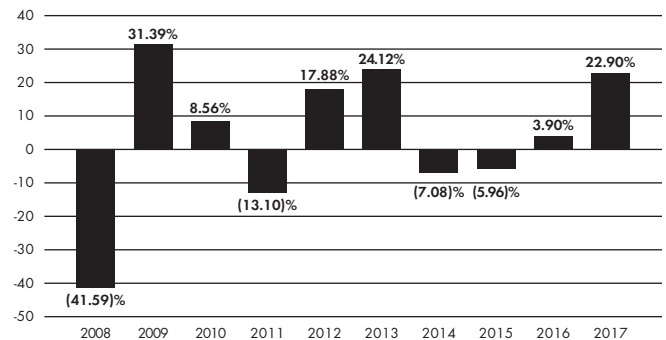
The bar chart and table that follow provide an indication of the risks of investing in the Fund by showing (A) changes in the performance of the Fund from year to year, and (B) how the average annual total returns of the Fund compare to those of a broad-based securities market index.

On January 1, 2017, the Fund changed its principal investment strategy from a fundamental actively managed strategy to a quantitative actively managed strategy. The performance shown prior to that date represents performance of the Fund's prior fundamental actively managed strategy.

The Fund's past performance, before and after taxes, is not necessarily an indication of how the Fund will perform in the future.

Updated performance information for the Fund is available and may be obtained on the Fund's website at northerntrust.com/funds or by calling 800-595-9111.

CALENDAR YEAR TOTAL RETURN*



* Year to date total return for the six months ended June 30, 2018 is (3.80)%. For the periods shown in the bar chart above, the highest quarterly return was 23.54% in the second quarter of 2009, and the lowest quarterly return was (22.51)% in the third quarter of 2011.

AVERAGE ANNUAL TOTAL RETURN

(For the periods ended December 31, 2017)

	Inception Date	1-Year	5-Year	10-Year	Since Inception
International Equity Fund	4/1/94				
Returns before taxes		22.90%	6.73%	1.68%	4.98%
Returns after taxes on distributions		22.54%	6.35%	1.21%	3.84%
Returns after taxes on distributions and sale of Fund shares		13.25%	5.36%	1.34%	3.81%
MSCI World ex USA Index (reflects no deduction or fees, expenses or taxes)		24.21%	7.46%	1.87%	5.55%
MSCI EAFE Index (reflects no deduction for fees, expenses, or taxes)*		25.03%	7.90%	1.94%	5.39%

After-tax returns are calculated using the historical highest individual federal marginal income tax rates and do not reflect the impact of state and local taxes. Actual after-tax returns depend on an investor's tax situation and may differ from those shown. After-tax returns shown are not relevant to investors who hold their shares through tax-deferred arrangements, such as 401(k) plans or individual retirement accounts.

INTERNATIONAL EQUITY FUND

In calculating the federal income taxes due on redemptions, capital gains taxes resulting from redemptions are subtracted from the redemption proceeds and the tax benefits from capital losses resulting from the redemptions are added to the redemption proceeds. Under certain circumstances, the addition of the tax benefits from capital losses resulting from redemptions may cause the Returns after taxes on distributions and sale of Fund shares to be greater than the Returns after taxes on distributions or even the Returns before taxes.

* Effective July 31, 2018, the benchmark for the Fund changed from the MSCI EAFE Index to the MSCI World ex USA Index in order to better align the Fund's benchmark index with the investment adviser's view of the developed international equity markets.

MANAGEMENT

INVESTMENT ADVISER AND PORTFOLIO MANAGER. Northern Trust Investments, Inc. ("NTI"), a subsidiary of Northern Trust Corporation, serves as the investment adviser of the International Equity Fund. Mark C. Sodergren, CFA, Senior Vice President of Northern Trust Investments, Inc., has been a manager of the Fund since January 2017. The Northern Trust Company, an affiliate of Northern Trust Investments, Inc., serves as transfer agent, custodian and sub-administrator to the Fund.

PURCHASE AND SALE OF FUND SHARES

You may open an account directly with Northern Funds (the "Trust") with a minimum initial investment of \$2,500 in the Fund (\$500 for an IRA; \$250 under the Automatic Investment Plan; and \$500 for employees of Northern Trust and its affiliates). The minimum subsequent investment is \$50 (except for reinvestments of distributions for which there is no minimum). The Fund reserves the right to waive these minimums. You may also purchase Fund shares through your account at Northern Trust (or an affiliate) or an authorized intermediary.

On any business day, you may sell (redeem) or exchange shares through your account by contacting your Northern Trust account representative or authorized intermediary. If you purchase shares directly from the Trust, you may sell (redeem) or exchange your shares in one of the following ways:

- By Mail – Send a written request to: Northern Funds, P.O. Box 75986, Chicago, Illinois 60675-5986.
- By Telephone – Authorize the telephone privilege on your New Account Application. Call 800-595-9111 to use the telephone privilege.

- By Wire – Authorize wire redemptions on your New Account Application and have proceeds sent by federal wire transfer to a previously designated bank account (the minimum redemption amount by this method is \$250). You will be charged \$15 for each wire redemption unless the designated bank account is maintained at Northern Trust or an affiliated bank. Call 800-595-9111 for instructions.
- By Systematic Withdrawal – If you own shares of the Fund with a minimum value of \$10,000, you may elect to have a fixed sum redeemed at regular intervals and distributed in cash or reinvested in one or more other funds of the Trust. Call 800-595-9111 for an application form and additional information. The minimum amount is \$250 per withdrawal.
- By Exchange – Complete the Exchange Privilege section of your New Account Application to exchange shares of one fund in the Trust for shares of another fund in the Trust. Shares being exchanged must have a value of at least \$1,000 (\$2,500 if a new account is being established by the exchange, \$500 if the new account is an IRA). Call 800-595-9111 for more information.
- By Internet – You may initiate transactions between Northern Trust banking and Fund accounts by using Northern Trust Private Passport. For details and to sign up for this service, go to northerntrust.com/funds or contact your Relationship Manager.

TAX INFORMATION

The Fund's distributions are generally taxable to you as ordinary income, qualified dividend income, capital gains, or a combination of the three, unless you are investing through a tax-exempt or tax-deferred arrangement, such as a 401(k) plan or an individual retirement account. Distributions may be taxable upon withdrawal from tax-deferred accounts.

PAYMENTS TO BROKERS-DEALERS AND OTHER FINANCIAL INTERMEDIARIES

If you purchase the Fund through a broker-dealer or other financial intermediary (such as a bank), the Fund and its related companies may pay the intermediary for the sale of Fund shares and related services. These payments may create a conflict of interest by influencing the broker-dealer or other intermediary and your salesperson to recommend the Fund over another investment. Ask your salesperson or visit your financial intermediary's website for more information.

LARGE CAP CORE FUND

INVESTMENT OBJECTIVE

The Fund seeks long-term growth of capital. Any income received is incidental to this objective.

FEES AND EXPENSES OF THE FUND

This table describes the fees and expenses that you may pay if you buy and hold shares of the Fund.

Shareholder Fees (fees paid directly from your investment)

None

Annual Fund Operating Expenses (expenses that you pay each year as a percentage of the value of your investment)

Management Fees	0.44%
Other Expenses	0.14%
Transfer Agent Fees	0.02%
Other Operating Expenses	0.12%
Total Annual Fund Operating Expenses	0.58%
Expense Reimbursement ⁽¹⁾	(0.12)%
Total Annual Fund Operating Expenses After Expense Reimbursement	0.46%

⁽¹⁾ Northern Trust Investments, Inc. has contractually agreed to reimburse a portion of the operating expenses of the Fund (other than certain excepted expenses, i.e., Acquired Fund Fees and Expenses, the compensation paid to each Independent Trustee of the Trust, expenses of third party consultants engaged by the Board of Trustees, membership dues paid to the Investment Company Institute and Mutual Fund Directors Forum, expenses in connection with the negotiation and renewal of the revolving credit facility, extraordinary expenses and interest) to the extent the "Total Annual Fund Operating Expenses" exceed 0.45%. The "Total Annual Fund Operating Expenses After Expense Reimbursement" may be higher than the contractual limitation as a result of the excepted expenses that are not reimbursed. This contractual limitation may not be terminated before July 31, 2019 without the approval of the Board of Trustees.

EXAMPLE

The following Example is intended to help you compare the cost of investing in the Fund with the cost of investing in other mutual funds. The Example assumes that you invest \$10,000 in the Fund for the time periods indicated and then redeem all of your shares at the end of those periods. The Example also assumes that your investment has a 5% return each year and that the Fund's operating expenses remain the same. Although your actual costs may be higher or lower, based on these assumptions your costs would be:

1 Year	3 Years	5 Years	10 Years
\$47	\$174	\$312	\$714

PORTFOLIO TURNOVER. The Fund pays transaction costs, such as commissions, when it buys and sells securities (or "turns over" its portfolio). A higher portfolio turnover rate may indicate higher transaction costs and may result in higher taxes when Fund shares are held in a taxable account. These costs, which are not reflected in annual portfolio operating expenses or in the Example, affect the Fund's performance. During the most recent fiscal year, the Fund's portfolio turnover rate was 50.70% of the average value of its portfolio.

PRINCIPAL INVESTMENT STRATEGIES

In seeking its investment objective, the Fund will invest, under normal circumstances, at least 80% of its net assets in a broadly diversified portfolio of equity securities in large capitalization U.S. companies, including foreign issuers that are traded in the U.S. Large capitalization companies generally are considered to be those whose market capitalization is, at the time the Fund makes an investment, within the range of the market capitalization of the companies in the Russell 1000[®] Index. As of May 31, 2018, the market capitalization of the companies in the Russell 1000 Index was between \$1.2 billion and \$948.2 billion. The size of companies in the Russell 1000 Index changes with market conditions. In addition, changes to the composition of the Russell 1000 Index can change the market capitalization range of companies in that index. The Fund is not limited to the stocks included in the Russell 1000 Index and may invest in other stocks that meet the Fund's investment adviser's criteria discussed below.

The Fund seeks to achieve its investment objective by employing a strategy that uses statistics and advanced econometric methods to determine which fundamental and quantifiable stock or firm characteristics (such as relative valuation, price momentum and earnings quality) are predictive of future stock performance. The characteristics are combined to create a proprietary multifactor quantitative stock selection model, which generates stock specific forecasts that are used along with risk controls to determine security weightings. The investment management team's approach, based primarily on applying quantitative methods to fundamental research (e.g., selecting stocks based on economic, financial, and market analysis), is applied within a risk constrained environment that is intended to increase return. The team will normally sell a security that it believes is no longer attractive based upon the evaluation criteria described above.

The Fund's investment adviser may engage in active trading, and will not consider portfolio turnover a limiting factor in making decisions for the Fund.

Frank Russell Company does not endorse any of the securities in the Russell 1000 Index. It is not a sponsor of the Large Cap Core Fund and is not affiliated with the Fund in any way.

PRINCIPAL RISKS

CYBERSECURITY RISK is the risk of an unauthorized breach and access to fund assets, customer data (including private shareholder information), or proprietary information, or the risk of an incident occurring that causes the Fund, the investment adviser, custodian, transfer agent, distributor and other service providers and financial intermediaries to suffer data breaches, data corruption or lose operational functionality. Successful cyber-attacks or other cyber-failures or events affecting the Fund or its service providers may adversely impact the Fund or its shareholders.

INVESTMENT STYLE RISK is the risk that different investment styles (e.g., “growth”, “value” or “quantitative”) tend to shift in and out of favor, depending on market and economic conditions as well as investor sentiment. The Fund may outperform or underperform other funds that employ a different investment style. The Fund may also employ a combination of styles that impacts its risk characteristics.

LARGE CAP STOCK RISK is the risk that large-capitalization stocks as a group could fall out of favor with the market, causing the fund to underperform investments that focus solely on small- or medium-capitalization stocks.

MANAGEMENT RISK is the risk that a strategy used by the Fund’s investment adviser may fail to produce the intended results or that imperfections, errors or limitations in the tools and data used by the investment adviser may cause unintended results.

MARKET RISK is the risk that general market conditions, such as real or perceived adverse economic or political conditions, inflation, changes in interest rates, lack of liquidity in the bond or equity markets, volatility in the equities market or adverse investor sentiment could cause the value of your investment in the Fund to decline. It includes the risk that a particular style of investing, such as growth or value, may underperform the market generally. The market value of the securities in which the Fund invests may go up or down in response to the prospects of particular sectors or governments and/or general economic conditions throughout the world due to increasingly interconnected global economies and financial markets.

MID CAP STOCK RISK is the risk that stocks of mid-sized companies may be subject to more abrupt or erratic market movements than stocks of larger, more established companies. Mid-sized companies may have limited product lines or financial resources, and may be dependent upon a particular niche of the market.

QUANTITATIVE INVESTING RISK is the risk that the value of securities or other investments selected using quantitative analysis can perform differently from the market as a whole or from their expected performance. This may be as a result of the factors used in building the multifactor quantitative model, the weights placed on each factor, the accuracy of historical data supplied by third parties, and changing sources of market returns.

SECTOR RISK is the risk that companies in similar businesses may be similarly affected by particular economic or market events, which may, in certain circumstances, cause the value of securities of all companies in a particular sector of the market to decrease. While the Fund may not concentrate in any one industry, the Fund may invest without limitation in a particular market sector.

TECHNOLOGY SECURITIES RISK is the risk that securities of technology companies may be subject to greater price volatility than securities of companies in other sectors. These securities may fall in and out of favor with investors rapidly, which may cause sudden selling and dramatically lower market prices. Technology securities also may be affected adversely by changes in technology, consumer and business purchasing patterns, government regulation and/or obsolete products or services. In addition, a rising interest rate environment tends to negatively affect technology companies.

As with any mutual fund, it is possible to lose money on an investment in the Fund. An investment in the Fund is not a deposit of any bank and is not insured or guaranteed by the Federal Deposit Insurance Corporation, any other government agency, or The Northern Trust Company, its affiliates, subsidiaries or any other bank.

FUND PERFORMANCE

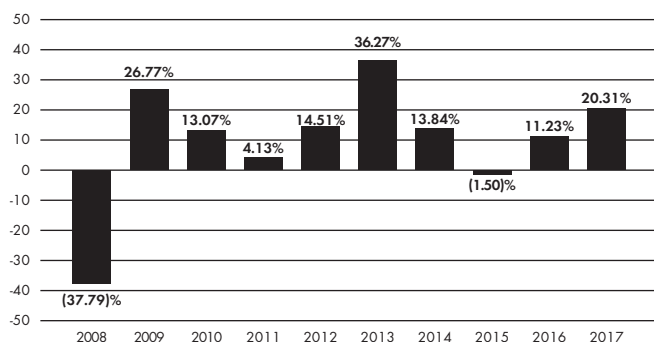
The bar chart and table that follow provide an indication of the risks of investing in the Fund by showing (A) changes in the performance of the Fund from year to year, and (B) how the average annual total returns of the Fund compare to those of a broad-based securities market index.

The Fund’s past performance, before and after taxes, is not necessarily an indication of how the Fund will perform in the future.

Updated performance information for the Fund is available and may be obtained on the Fund’s website at northerntrust.com/funds or by calling 800-595-9111.

LARGE CAP CORE FUND

CALENDAR YEAR TOTAL RETURN*



* Year to date total return for the six months ended June 30, 2018 is 1.52%. For the periods shown in the bar chart above, the highest quarterly return was 16.65% in the second quarter of 2009, and the lowest quarterly return was (23.19)% in the fourth quarter of 2008.

AVERAGE ANNUAL TOTAL RETURN

(For the periods ended December 31, 2017)

	Inception Date	1-Year	5-Year	10-Year	Since Inception
Large Cap Core Fund	12/16/05				
Returns before taxes		20.31%	15.38%	8.08%	7.97%
Returns after taxes on distributions		19.46%	14.84%	7.66%	7.42%
Returns after taxes on distributions and sale of Fund shares		12.00%	12.30%	6.48%	6.39%
S&P 500 Index (reflects no deduction for fees, expenses, or taxes)*		21.83%	15.79%	8.50%	8.67%

After-tax returns are calculated using the historical highest individual federal marginal income tax rates and do not reflect the impact of state and local taxes. Actual after-tax returns depend on an investor's tax situation and may differ from those shown. After-tax returns shown are not relevant to investors who hold their shares through tax-deferred arrangements, such as 401(k) plans or individual retirement accounts.

MANAGEMENT

INVESTMENT ADVISER AND PORTFOLIO MANAGER. Northern Trust Investments, Inc. ("NTI"), a subsidiary of Northern Trust Corporation, serves as the investment adviser of the Large Cap Core Fund. Mark C. Sodergren, CFA, Senior Vice President of Northern Trust Investments, Inc., has been a manager of the Fund since July 2011. The Northern Trust Company, an affiliate of Northern Trust Investments, Inc., serves as transfer agent, custodian and sub-administrator to the Fund.

PURCHASE AND SALE OF FUND SHARES

You may open an account directly with Northern Funds (the "Trust") with a minimum initial investment of \$2,500 in the Fund (\$500 for an IRA; \$250 under the Automatic Investment Plan; and \$500 for employees of Northern Trust and its affiliates). The minimum subsequent investment is \$50 (except for reinvestments of distributions for which there is no minimum). The Fund reserves the right to waive these minimums. You may also purchase Fund shares through your account at Northern Trust (or an affiliate) or an authorized intermediary.

On any business day, you may sell (redeem) or exchange shares through your account by contacting your Northern Trust account representative or authorized intermediary. If you purchase shares directly from the Trust, you may sell (redeem) or exchange your shares in one of the following ways:

- By Mail – Send a written request to: Northern Funds, P.O. Box 75986, Chicago, Illinois 60675-5986.
- By Telephone – Authorize the telephone privilege on your New Account Application. Call 800-595-9111 to use the telephone privilege.
- By Wire – Authorize wire redemptions on your New Account Application and have proceeds sent by federal wire transfer to a previously designated bank account (the minimum redemption amount by this method is \$250). You will be charged \$15 for each wire redemption unless the designated bank account is maintained at Northern Trust or an affiliated bank. Call 800-595-9111 for instructions.
- By Systematic Withdrawal – If you own shares of the Fund with a minimum value of \$10,000, you may elect to have a fixed sum redeemed at regular intervals and distributed in cash or reinvested in one or more other funds of the Trust. Call 800-595-9111 for an application form and additional information. The minimum amount is \$250 per withdrawal.
- By Exchange – Complete the Exchange Privilege section of your New Account Application to exchange shares of one fund in the Trust for shares of another fund in the Trust. Shares being exchanged must have a value of at least \$1,000 (\$2,500 if a new account is being established by the exchange, \$500 if the new account is an IRA). Call 800-595-9111 for more information.
- By Internet – You may initiate transactions between Northern Trust banking and Fund accounts by using Northern Trust Private Passport. For details and to sign up for this service, go to northerntrust.com/funds or contact your Relationship Manager.

TAX INFORMATION

The Fund's distributions are generally taxable to you as ordinary income, qualified dividend income, capital gains, or a combination of the three, unless you are investing through a tax-exempt or tax-deferred arrangement, such as a 401(k) plan or an individual retirement account. Distributions may be taxable upon withdrawal from tax-deferred accounts.

PAYMENTS TO BROKERS-DEALERS AND OTHER FINANCIAL INTERMEDIARIES

If you purchase the Fund through a broker-dealer or other financial intermediary (such as a bank), the Fund and its related companies may pay the intermediary for the sale of Fund shares and related services. These payments may create a conflict of interest by influencing the broker-dealer or other intermediary and your salesperson to recommend the Fund over another investment. Ask your salesperson or visit your financial intermediary's website for more information.

LARGE CAP VALUE FUND

INVESTMENT OBJECTIVE

The Fund seeks to provide long-term capital appreciation.

FEES AND EXPENSES OF THE FUND

This table describes the fees and expenses that you may pay if you buy and hold shares of the Fund.

Shareholder Fees (fees paid directly from your investment)

None

Annual Fund Operating Expenses (expenses that you pay each year as a percentage of the value of your investment)⁽¹⁾

Management Fees	0.53%
Other Expenses	0.27%
Transfer Agent Fees	0.02%
Other Operating Expenses	0.25%
Total Annual Fund Operating Expenses	0.80%
Expense Reimbursement ⁽²⁾	(0.22)%
Total Annual Fund Operating Expenses After Expense Reimbursement	0.58%

⁽¹⁾ The expense information has been restated to reflect current fees.

⁽²⁾ Northern Trust Investments, Inc. has contractually agreed to reimburse a portion of the operating expenses of the Fund (other than certain excepted expenses, i.e., Acquired Fund Fees and Expenses, the compensation paid to each Independent Trustee of the Trust, expenses of third party consultants engaged by the Board of Trustees, membership dues paid to the Investment Company Institute and Mutual Fund Directors Forum, expenses in connection with the negotiation and renewal of the revolving credit facility, extraordinary expenses and interest) to the extent the "Total Annual Fund Operating Expenses" exceed 0.55%. The "Total Annual Fund Operating Expenses After Expense Reimbursement" may be higher than the contractual limitation as a result of the excepted expenses that are not reimbursed. This contractual limitation may not be terminated before July 31, 2019 without the approval of the Board of Trustees.

EXAMPLE

The following Example is intended to help you compare the cost of investing in the Fund with the cost of investing in other mutual funds. The Example assumes that you invest \$10,000 in the Fund for the time periods indicated and then redeem all of your shares at the end of those periods. The Example also assumes that your investment has a 5% return each year and that the Fund's operating expenses remain the same. Although your actual costs may be higher or lower, based on these assumptions your costs would be:

1 Year	3 Years	5 Years	10 Years
\$59	\$233	\$423	\$969

PORTFOLIO TURNOVER. The Fund pays transaction costs, such as commissions, when it buys and sells securities (or "turns over" its portfolio). A higher portfolio turnover rate may indicate higher transaction costs and may result in higher taxes when Fund shares are held in a taxable account. These costs, which are not reflected in annual portfolio operating expenses or in the Example, affect the Fund's performance. During the most recent fiscal year, the Fund's portfolio turnover rate was 110.59% of the average value of its portfolio.

PRINCIPAL INVESTMENT STRATEGIES

In seeking long-term capital appreciation, the Fund will invest, under normal circumstances, at least 80% of its net assets in equity securities of large capitalization companies. Large capitalization companies generally are considered to be those whose market capitalization is, at the time the Fund makes an investment, within the range of the market capitalization of the companies in the Russell 1000[®] Value Index. Companies whose capitalization no longer meets this definition after purchase may continue to be considered large capitalization companies. As of May 31, 2018, the market capitalization of the companies in the Russell 1000 Value Index was between approximately \$1.2 billion and \$472.5 billion. The size of companies in the Russell 1000 Value Index changes with market conditions. In addition, changes to the composition of the Russell 1000 Value Index can change the market capitalization range of companies in the Russell 1000 Value Index. The Fund is not limited to the stocks included in the Russell 1000 Value Index and may invest in other stocks that meet the Fund's investment adviser's criteria discussed below.

In buying stocks, the Fund's investment adviser uses a quantitatively managed strategy designed to provide exposure to value and quality factors. Beginning with a broad universe of liquid securities, the Fund's investment adviser applies its value screen and proprietary quality score to eliminate low-quality securities. The Fund's investment adviser then optimizes the remaining universe of securities for the appropriate capitalization and diversification goals, while giving exposure to securities ranking in the top quintiles of quality and value. The Fund's investment adviser also performs a risk management analysis in which risk exposures are measured and managed at the security, sector, region and portfolio levels. Final purchase decisions are made based on a fundamental review of these companies and on a desired level of diversification. The Fund's investment adviser will normally sell a security that it believes is no longer attractive based upon the evaluation criteria described above.

The Fund's investment adviser may engage in active trading, and will not consider portfolio turnover a limiting factor in making decisions for the Fund.

Frank Russell Company does not endorse any of the securities in the Russell 1000 Value Index. It is not a sponsor of the Large Cap Value Fund and is not affiliated with the Fund in any way.

PRINCIPAL RISKS

CYBERSECURITY RISK is the risk of an unauthorized breach and access to fund assets, customer data (including private shareholder information), or proprietary information, or the risk of an incident occurring that causes the Fund, the investment adviser, custodian, transfer agent, distributor and other service providers and financial intermediaries to suffer data breaches, data corruption or lose operational functionality. Successful cyber-attacks or other cyber-failures or events affecting the Fund or its service providers may adversely impact the Fund or its shareholders.

FINANCIAL SECTOR RISK is the risk that the Fund will be impacted by events affecting the financial sector if it invests a relatively large percentage of its assets in that sector, adversely affecting the Fund's performance. The financial sector can be significantly affected by changes in interest rates, government regulation, the rate of corporate and consumer debt defaulted, price competition, and the availability and cost of capital.

INVESTMENT STYLE RISK is the risk that different investment styles (e.g., "growth", "value" or "quantitative") tend to shift in and out of favor, depending on market and economic conditions as well as investor sentiment. The Fund may outperform or underperform other funds that employ a different investment style.

LARGE CAP STOCK RISK is the risk that large-capitalization stocks as a group could fall out of favor with the market, causing the fund to underperform investments that focus solely on small- or medium-capitalization stocks.

MANAGEMENT RISK is the risk that a strategy used by the Fund's investment adviser may fail to produce the intended results or that imperfections, errors or limitations in the tools and data used by the investment adviser may cause unintended results.

MARKET RISK is the risk that general market conditions, such as real or perceived adverse economic or political conditions, inflation, changes in interest rates, lack of liquidity in the bond or equity markets, volatility in the equities market or adverse investor sentiment could cause the value of your investment in the Fund to decline. It includes the risk that a particular style of investing, such as growth or value, may underperform the market generally. The market value of the securities in which the Fund invests may go up or down in response to the prospects of particular sectors or governments and/or general economic conditions throughout the world due to increasingly interconnected global economies and financial markets.

MID CAP STOCK RISK is the risk that stocks of mid-sized companies may be subject to more abrupt or erratic market movements than stocks of larger, more established companies. Mid-sized companies may have limited product lines or financial resources, and may be dependent upon a particular niche of the market.

PORTFOLIO TURNOVER RISK is the risk that a high portfolio turnover rate (100% or more) is likely to involve higher brokerage commissions and other transaction costs, which could reduce the Fund's return. It also may result in higher short-term capital gains that are taxable to shareholders. For the last fiscal year, the annual portfolio turnover rate of the Fund exceeded 100%.

QUANTITATIVE INVESTING RISK is the risk that the value of securities or other investments selected using quantitative analysis can perform differently from the market as a whole or from their expected performance. This may be as a result of the factors used in building the multifactor quantitative model, the weights placed on each factor, the accuracy of historical data supplied by third parties, and changing sources of market returns.

SECTOR RISK is the risk that companies in similar businesses may be similarly affected by particular economic or market events, which may, in certain circumstances, cause the value of securities of all companies in a particular sector of the market to decrease. While the Fund may not concentrate in any one industry, the Fund may invest without limitation in a particular market sector.

VALUE INVESTING RISK is the risk that the market will not recognize a security's inherent value for a long time, or that a stock judged to be undervalued by the Fund's adviser may actually be appropriately priced or overvalued. Value oriented funds will typically underperform when growth investing is in favor.

As with any mutual fund, it is possible to lose money on an investment in the Fund. An investment in the Fund is not a deposit of any bank and is not insured or guaranteed by the Federal Deposit Insurance Corporation, any other government agency, or The Northern Trust Company, its affiliates, subsidiaries or any other bank.

FUND PERFORMANCE

The bar chart and table that follow provide an indication of the risks of investing in the Fund by showing (A) changes in the performance of the Fund from year to year, and (B) how the average annual total returns of the Fund compare to those of a broad-based securities market index.

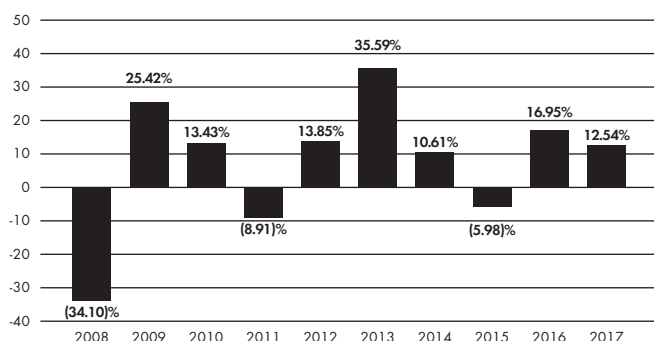
LARGE CAP VALUE FUND

On July 31, 2014, the Fund changed its principal investment strategy from a fundamental actively managed strategy to a quantitative actively managed strategy. The performance shown prior to that date represents performance of the Fund's prior fundamental actively managed strategy.

The Fund's past performance, before and after taxes, is not necessarily an indication of how the Fund will perform in the future.

Updated performance information for the Fund is available and may be obtained on the Fund's website at northerntrust.com/funds or by calling 800-595-9111.

CALENDAR YEAR TOTAL RETURN*



* Year to date total return for the six months ended June 30, 2018 is (1.29)%. For the periods shown in the bar chart above, the highest quarterly return was 17.55% in the second quarter of 2009, and the lowest quarterly return was (21.18)% in the fourth quarter of 2008.

AVERAGE ANNUAL TOTAL RETURN

(For the periods ended December 31, 2017)

	Inception Date	1-Year	5-Year	10-Year	Since Inception
Large Cap Value Fund	8/3/00				
Returns before taxes		12.54%	13.16%	6.08%	6.53%
Returns after taxes on distributions		11.93%	12.63%	5.64%	5.88%
Returns after taxes on distributions and sale of Fund shares		7.60%	10.49%	4.83%	5.36%
Russell 1000 Value Index (reflects no deduction for fees, expenses, or taxes)		13.66%	14.04%	7.10%	7.28%

After-tax returns are calculated using the historical highest individual federal marginal income tax rates and do not reflect the impact of state and local taxes. Actual after-tax returns depend on an investor's tax situation and may differ from those shown. After-tax returns shown are not relevant to investors who hold their shares through tax-deferred arrangements, such as 401(k) plans or individual retirement accounts.

MANAGEMENT

INVESTMENT ADVISER AND PORTFOLIO MANAGERS. Northern Trust Investments, Inc. ("NTI"), a subsidiary of Northern Trust Corporation, serves as the investment adviser of the Large Cap Value Fund. Mark C. Sodergren, CFA, Senior Vice President of Northern Trust Investments, Inc. and Sridhar Kancharla, CFA, Vice President of Northern Trust Investments, Inc., have been managers of the Fund since June 2014 and July 2015, respectively. The Northern Trust Company, an affiliate of Northern Trust Investments, Inc., serves as transfer agent, custodian and sub-administrator to the Fund.

PURCHASE AND SALE OF FUND SHARES

You may open an account directly with Northern Funds (the "Trust") with a minimum initial investment of \$2,500 in the Fund (\$500 for an IRA; \$250 under the Automatic Investment Plan; and \$500 for employees of Northern Trust and its affiliates). The minimum subsequent investment is \$50 (except for reinvestments of distributions for which there is no minimum). The Fund reserves the right to waive these minimums. You may also purchase Fund shares through your account at Northern Trust (or an affiliate) or an authorized intermediary.

On any business day, you may sell (redeem) or exchange shares through your account by contacting your Northern Trust account representative or authorized intermediary. If you purchase shares directly from the Trust, you may sell (redeem) or exchange your shares in one of the following ways:

- By Mail – Send a written request to: Northern Funds, P.O. Box 75986, Chicago, Illinois 60675-5986.
- By Telephone – Authorize the telephone privilege on your New Account Application. Call 800-595-9111 to use the telephone privilege.
- By Wire – Authorize wire redemptions on your New Account Application and have proceeds sent by federal wire transfer to a previously designated bank account (the minimum redemption amount by this method is \$250). You will be charged \$15 for each wire redemption unless the designated bank account is maintained at Northern Trust or an affiliated bank. Call 800-595-9111 for instructions.
- By Systematic Withdrawal – If you own shares of the Fund with a minimum value of \$10,000, you may elect to have a fixed sum redeemed at regular intervals and distributed in cash or reinvested in one or more other funds of the Trust. Call 800-595-9111 for an application form and additional information. The minimum amount is \$250 per withdrawal.

- By Exchange – Complete the Exchange Privilege section of your New Account Application to exchange shares of one fund in the Trust for shares of another fund in the Trust. Shares being exchanged must have a value of at least \$1,000 (\$2,500 if a new account is being established by the exchange, \$500 if the new account is an IRA). Call 800-595-9111 for more information.
- By Internet – You may initiate transactions between Northern Trust banking and Fund accounts by using Northern Trust Private Passport. For details and to sign up for this service, go to northerntrust.com/funds or contact your Relationship Manager.

TAX INFORMATION

The Fund's distributions are generally taxable to you as ordinary income, qualified dividend income, capital gains, or a combination of the three, unless you are investing through a tax-exempt or tax-deferred arrangement, such as a 401(k) plan or an individual retirement account. Distributions may be taxable upon withdrawal from tax-deferred accounts.

PAYMENTS TO BROKERS-DEALERS AND OTHER FINANCIAL INTERMEDIARIES

If you purchase the Fund through a broker-dealer or other financial intermediary (such as a bank), the Fund and its related companies may pay the intermediary for the sale of Fund shares and related services. These payments may create a conflict of interest by influencing the broker-dealer or other intermediary and your salesperson to recommend the Fund over another investment. Ask your salesperson or visit your financial intermediary's website for more information.

SMALL CAP CORE FUND

INVESTMENT OBJECTIVE

The Fund seeks to provide long-term capital appreciation. Any income received is incidental to this objective.

FEES AND EXPENSES OF THE FUND

This table describes the fees and expenses that you may pay if you buy and hold shares of the Fund.

Shareholder Fees (fees paid directly from your investment)

None

Annual Fund Operating Expenses (expenses that you pay each year as a percentage of the value of your investment)⁽¹⁾

Management Fees	0.63%
Other Expenses	0.10%
Transfer Agent Fees	0.02%
Other Operating Expenses	0.08%
Total Annual Fund Operating Expenses	0.73%
Expense Reimbursement ⁽²⁾	(0.08)%
Total Annual Fund Operating Expenses After Expense Reimbursement	0.65%

⁽¹⁾ The expense information has been restated to reflect current fees.

⁽²⁾ Northern Trust Investments, Inc. has contractually agreed to reimburse a portion of the operating expenses of the Fund (other than certain excepted expenses, i.e., Acquired Fund Fees and Expenses, the compensation paid to each Independent Trustee of the Trust, expenses of third party consultants engaged by the Board of Trustees, membership dues paid to the Investment Company Institute and Mutual Fund Directors Forum, expenses in connection with the negotiation and renewal of the revolving credit facility, extraordinary expenses and interest) to the extent the "Total Annual Fund Operating Expenses" exceed 0.65%. The "Total Annual Fund Operating Expenses After Expense Reimbursement" may be higher than the contractual limitation as a result of the excepted expenses that are not reimbursed. This contractual limitation may not be terminated before July 31, 2019 without the approval of the Board of Trustees.

EXAMPLE

The following Example is intended to help you compare the cost of investing in the Fund with the cost of investing in other mutual funds. The Example assumes that you invest \$10,000 in the Fund for the time periods indicated and then redeem all of your shares at the end of those periods. The Example also assumes that your investment has a 5% return each year and that the Fund's operating expenses remain the same. Although your actual costs may be higher or lower, based on these assumptions your costs would be:

1 Year	3 Years	5 Years	10 Years
\$66	\$225	\$398	\$899

PORTFOLIO TURNOVER. The Fund pays transaction costs, such as commissions, when it buys and sells securities (or "turns over" its portfolio). A higher portfolio turnover rate may indicate higher transaction costs and may result in higher taxes when Fund shares are held in a taxable account. These costs, which are not reflected in annual portfolio operating expenses or in the Example, affect the Fund's performance. During the most recent fiscal year, the Fund's portfolio turnover rate was 6.28% of the average value of its portfolio.

PRINCIPAL INVESTMENT STRATEGIES

In seeking long-term capital appreciation, the Fund will invest, under normal circumstances, at least 80% of its net assets in equity securities of small capitalization companies. Small capitalization companies generally are considered to be those whose market capitalization is, at the time the Fund makes an investment, within the range of the market capitalization of companies in the Russell 2000[®] Index. Companies whose capitalization no longer meets this definition after purchase may continue to be considered small capitalization companies. As of May 31, 2018, the market capitalization of the companies in the Russell 2000 Index was between approximately \$13.8 million and \$12.6 billion. The size of companies in the Russell 2000 Index changes with market conditions. In addition, changes to the composition of the Russell 2000 Index can change the market capitalization range of companies in the Russell 2000 Index. The Fund is not limited to the stocks included in the Russell 2000 Index and may invest in other stocks that meet the criteria of the Fund's investment adviser discussed below.

Using quantitative analysis (evaluation of financial data), the Fund's investment adviser buys securities of small capitalization companies that it believes have favorable characteristics such as earnings quality and/or competitive returns on equity relative to their peers. The team may sell securities in order to maintain the desired portfolio characteristics of the Fund. In determining whether a company has favorable characteristics, the Fund's investment adviser uses an evaluation process that includes, but is not limited to:

- Quantitative review of fundamental factors such as earnings metrics and capital deployment;
- Risk management analysis in which risk exposures are measured and managed at the security, sector and portfolio levels; and
- Systematic evaluations of new securities with attractive attributes and reevaluations of portfolio holdings.

Many of the companies in which the Fund invests retain their earnings to finance current and future growth. These companies generally pay little or no dividends.

The Fund's investment adviser may engage in active trading, and will not consider portfolio turnover a limiting factor in making decisions for the Fund.

Frank Russell Company does not endorse any of the securities in the Russell 2000 Index. It is not a sponsor of the Small Cap Core Fund and is not affiliated with the Fund in any way.

PRINCIPAL RISKS

CYBERSECURITY RISK is the risk of an unauthorized breach and access to fund assets, customer data (including private shareholder information), or proprietary information, or the risk of an incident occurring that causes the Fund, the investment adviser, custodian, transfer agent, distributor and other service providers and financial intermediaries to suffer data breaches, data corruption or lose operational functionality. Successful cyber-attacks or other cyber-failures or events affecting the Fund or its service providers may adversely impact the Fund or its shareholders.

INVESTMENT STYLE RISK is the risk that different investment styles (e.g., "growth", "value" or "quantitative") tend to shift in and out of favor, depending on market and economic conditions as well as investor sentiment. The Fund may outperform or underperform other funds that employ a different investment style. The Fund may also employ a combination of styles that impact its risk characteristics.

MANAGEMENT RISK is the risk that a strategy used by the Fund's investment adviser may fail to produce the intended results or that imperfections, errors or limitations in the tools and data used by the investment adviser may cause unintended results.

MARKET RISK is the risk that general market conditions, such as real or perceived adverse economic or political conditions, inflation, changes in interest rates, lack of liquidity in the bond or equity markets, volatility in the equities market or adverse investor sentiment could cause the value of your investment in the Fund to decline. It includes the risk that a particular style of investing, such as growth or value, may underperform the market generally. The market value of the securities in which the Fund invests may go up or down in response to the prospects of particular sectors or governments and/or general economic conditions throughout the world due to increasingly interconnected global economies and financial markets.

MID CAP STOCK RISK is the risk that stocks of mid-sized companies may be subject to more abrupt or erratic market movements than stocks of larger, more established companies. Mid-sized companies may have limited product lines or financial resources, and may be dependent upon a particular niche of the market.

QUANTITATIVE INVESTING RISK is the risk that the value of securities or other investments selected using quantitative analysis can perform differently from the market as a whole or from their expected performance. This may be as a result of the factors used in building the multifactor quantitative model, the weights placed on each factor, the accuracy of historical data supplied by third parties, and changing sources of market returns.

SECTOR RISK is the risk that companies in similar businesses may be similarly affected by particular economic or market events, which may, in certain circumstances, cause the value of securities of all companies in a particular sector of the market to decrease. While the Fund may not concentrate in any one industry, the Fund may invest without limitation in a particular market sector.

SMALL CAP STOCK RISK is the risk that stocks of smaller companies may be subject to more abrupt or erratic market movements than stocks of larger, more established companies. Small companies may have limited product lines or financial resources, or may be dependent upon a small or inexperienced management group, and their securities may trade less frequently and in lower volume than the securities of larger companies, which could lead to higher transaction costs. Generally, the smaller the company size, the greater the risk.

VALUATION RISK is the risk that the sale price the Fund could receive for a portfolio security may differ from the Fund's valuation of the security, particularly for securities that trade in low volume or volatile markets or that are valued using a fair value methodology. In addition, the value of the securities in the Fund's portfolio may change on days when shareholders will not be able to purchase or sell the Fund's shares.

As with any mutual fund, it is possible to lose money on an investment in the Fund. An investment in the Fund is not a deposit of any bank and is not insured or guaranteed by the Federal Deposit Insurance Corporation, any other government agency, or The Northern Trust Company, its affiliates, subsidiaries or any other bank.

FUND PERFORMANCE

The bar chart and table that follow provide an indication of the risks of investing in the Fund by showing (A) changes in the performance of the Fund from year to year, and (B) how the average annual total returns of the Fund compare to those of a broad-based securities market index.

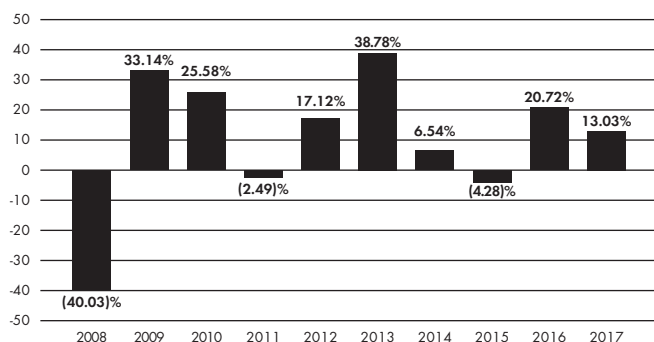
Effective February 17, 2010, the Fund's investment strategy changed from an active small cap growth investment strategy to a quantitative small cap core investment style. The performance shown prior to that date represents performance of the Fund's prior active small cap growth investment strategy.

SMALL CAP CORE FUND

The Fund's past performance, before and after taxes, is not necessarily an indication of how the Fund will perform in the future.

Updated performance information for the Fund is available and may be obtained on the Fund's website at northerntrust.com/funds or by calling 800-595-9111.

CALENDAR YEAR TOTAL RETURN*



* Year to date total return for the six months ended June 30, 2018 is 6.41%. For the periods shown in the bar chart above, the highest quarterly return was 18.82% in the second quarter of 2009, and the lowest quarterly return was (26.48)% in the fourth quarter of 2008.

AVERAGE ANNUAL TOTAL RETURN

(For the periods ended December 31, 2017)

	Inception Date	1-Year	5-Year	10-Year	Since Inception
Small Cap Core Fund	9/30/99				
Returns before taxes		13.03%	14.07%	8.26%	7.74%
Returns after taxes on distributions		11.92%	12.89%	7.67%	6.99%
Returns after taxes on distributions and sale of Fund shares		8.30%	11.07%	6.63%	6.20%
Russell 2000 Index (reflects no deduction for fees, expenses, or taxes)		14.65%	14.12%	8.71%	8.69%

After-tax returns are calculated using the historical highest individual federal marginal income tax rates and do not reflect the impact of state and local taxes. Actual after-tax returns depend on an investor's tax situation and may differ from those shown. After-tax returns shown are not relevant to investors who hold their shares through tax-deferred arrangements, such as 401(k) plans or individual retirement accounts.

MANAGEMENT

INVESTMENT ADVISER AND PORTFOLIO MANAGER. Northern Trust Investments, Inc. ("NTI"), a subsidiary of Northern Trust Corporation, serves as the investment adviser of the Small Cap Core Fund. Robert H. Bergson, CFA, Senior Vice President of Northern Trust Investments, Inc., has been a manager of the Fund since February 2010. The Northern Trust Company, an affiliate of Northern Trust Investments, Inc., serves as transfer agent, custodian and sub-administrator to the Fund.

PURCHASE AND SALE OF FUND SHARES

You may open an account directly with Northern Funds (the "Trust") with a minimum initial investment of \$2,500 in the Fund (\$500 for an IRA; \$250 under the Automatic Investment Plan; and \$500 for employees of Northern Trust and its affiliates). The minimum subsequent investment is \$50 (except for reinvestments of distributions for which there is no minimum). The Fund reserves the right to waive these minimums. You may also purchase Fund shares through your account at Northern Trust (or an affiliate) or an authorized intermediary.

On any business day, you may sell (redeem) or exchange shares through your account by contacting your Northern Trust account representative or authorized intermediary. If you purchase shares directly from the Trust, you may sell (redeem) or exchange your shares in one of the following ways:

- By Mail – Send a written request to: Northern Funds, P.O. Box 75986, Chicago, Illinois 60675-5986.
- By Telephone – Authorize the telephone privilege on your New Account Application. Call 800-595-9111 to use the telephone privilege.
- By Wire – Authorize wire redemptions on your New Account Application and have proceeds sent by federal wire transfer to a previously designated bank account (the minimum redemption amount by this method is \$250). You will be charged \$15 for each wire redemption unless the designated bank account is maintained at Northern Trust or an affiliated bank. Call 800-595-9111 for instructions.
- By Systematic Withdrawal – If you own shares of the Fund with a minimum value of \$10,000, you may elect to have a fixed sum redeemed at regular intervals and distributed in cash or reinvested in one or more other funds of the Trust. Call 800-595-9111 for an application form and additional information. The minimum amount is \$250 per withdrawal.

- By Exchange – Complete the Exchange Privilege section of your New Account Application to exchange shares of one fund in the Trust for shares of another fund in the Trust. Shares being exchanged must have a value of at least \$1,000 (\$2,500 if a new account is being established by the exchange, \$500 if the new account is an IRA). Call 800-595-9111 for more information.
- By Internet – You may initiate transactions between Northern Trust banking and Fund accounts by using Northern Trust Private Passport. For details and to sign up for this service, go to northerntrust.com/funds or contact your Relationship Manager.

TAX INFORMATION

The Fund's distributions are generally taxable to you as ordinary income, qualified dividend income, capital gains, or a combination of the three, unless you are investing through a tax-exempt or tax-deferred arrangement, such as a 401(k) plan or an individual retirement account. Distributions may be taxable upon withdrawal from tax-deferred accounts.

PAYMENTS TO BROKERS-DEALERS AND OTHER FINANCIAL INTERMEDIARIES

If you purchase the Fund through a broker-dealer or other financial intermediary (such as a bank), the Fund and its related companies may pay the intermediary for the sale of Fund shares and related services. These payments may create a conflict of interest by influencing the broker-dealer or other intermediary and your salesperson to recommend the Fund over another investment. Ask your salesperson or visit your financial intermediary's website for more information.

SMALL CAP VALUE FUND

INVESTMENT OBJECTIVE

The Fund seeks to provide long-term capital appreciation. Any income received is incidental to this objective.

FEES AND EXPENSES OF THE FUND

This table describes the fees and expenses that you may pay if you buy and hold shares of the Fund.

Shareholder Fees (fees paid directly from your investment)

None

Annual Fund Operating Expenses (expenses that you pay each year as a percentage of the value of your investment)

Management Fees	0.95%
Other Expenses	0.18%
Transfer Agent Fees	0.02%
Other Operating Expenses	0.16%
Total Annual Fund Operating Expenses	1.13%
Expense Reimbursement ⁽¹⁾	(0.13)%
Total Annual Fund Operating Expenses After Expense Reimbursement	1.00%

⁽¹⁾ Northern Trust Investments, Inc. has contractually agreed to reimburse a portion of the operating expenses of the Fund (other than certain excepted expenses, i.e., Acquired Fund Fees and Expenses, the compensation paid to each Independent Trustee of the Trust, expenses of third party consultants engaged by the Board of Trustees, membership dues paid to the Investment Company Institute and Mutual Fund Directors Forum, expenses in connection with the negotiation and renewal of the revolving credit facility, extraordinary expenses and interest) to the extent the "Total Annual Fund Operating Expenses" exceed 1.00%. The "Total Annual Fund Operating Expenses After Expense Reimbursement" may be higher than the contractual limitation as a result of the excepted expenses, including but not limited to Acquired Fund Fees and Expenses, that are not reimbursed. This contractual limitation may not be terminated before July 31, 2019 without the approval of the Board of Trustees.

EXAMPLE

The following Example is intended to help you compare the cost of investing in the Fund with the cost of investing in other mutual funds. The Example assumes that you invest \$10,000 in the Fund for the time periods indicated and then redeem all of your shares at the end of those periods. The Example also assumes that your investment has a 5% return each year and that the Fund's operating expenses remain the same.

Although your actual costs may be higher or lower, based on these assumptions your costs would be:

1 Year	3 Years	5 Years	10 Years
\$102	\$346	\$610	\$1,363

PORTFOLIO TURNOVER. The Fund pays transaction costs, such as commissions, when it buys and sells securities (or "turns over" its portfolio). A higher portfolio turnover rate may indicate higher transaction costs and may result in higher taxes when Fund shares are held in a taxable account. These costs, which are not reflected in annual portfolio operating expenses or in the Example, affect the Fund's performance. During the most recent fiscal year, the Fund's portfolio turnover rate was 18.65% of the average value of its portfolio.

PRINCIPAL INVESTMENT STRATEGIES

In seeking long-term capital appreciation, the Fund will invest, under normal circumstances, at least 80% of its net assets in equity securities of small capitalization companies. Small capitalization companies generally are considered to be those whose market capitalization is, at the time the Fund makes an investment, within the range of the market capitalization of companies in the Russell 2000[®] Value Index. Companies whose capitalization no longer meets this definition after purchase may continue to be considered small capitalization companies. As of May 31, 2018, the market capitalization of the companies in the Russell 2000 Value Index was between approximately \$13.8 million and \$8.7 billion. The size of companies in the Russell 2000 Value Index changes with market conditions. In addition, changes to the composition of the Russell 2000 Value Index can change the market capitalization range of companies in the Russell 2000 Value Index. The Fund is not limited to the stocks included in the Russell 2000 Value Index and may invest in other stocks that meet the Fund's investment adviser's criteria discussed below.

Using quantitative analysis (evaluation of financial data), the Fund's investment adviser buys small capitalization stocks of companies believed to be worth more than is indicated by current market prices. Similarly, the management team normally will sell a security that it believes has achieved its full valuation, is not attractively priced or for other reasons. The team also may sell securities in order to maintain the desired portfolio characteristics of the Fund. In determining whether a stock is attractively priced, the Fund employs a strategy that uses statistics and other methods to determine which fundamental and quantifiable stock or firm characteristics (such as relative valuation, price momentum and earnings quality) are predictive of future stock performance. The characteristics are combined to create a proprietary multi-factor quantitative stock selection model that generates stock specific forecasts that are used along with risk controls to determine security weightings.

The Fund, from time to time, may emphasize particular companies or market segments, such as financial services, in attempting to achieve its investment objective. Many of the companies in which the Fund invests retain their earnings to finance current and future growth. These companies generally pay little or no dividends.

Frank Russell Company does not endorse any of the securities in the Russell 2000 Value Index. It is not a sponsor of the Small Cap Value Fund and is not affiliated with the Fund in any way.

PRINCIPAL RISKS

CYBERSECURITY RISK is the risk of an unauthorized breach and access to fund assets, customer data (including private shareholder information), or proprietary information, or the risk of an incident occurring that causes the Fund, the investment adviser, custodian, transfer agent, distributor and other service providers and financial intermediaries to suffer data breaches, data corruption or lose operational functionality. Successful cyber-attacks or other cyber-failures or events affecting the Fund or its service providers may adversely impact the Fund or its shareholders.

FINANCIAL SECTOR RISK is the risk that the Fund will be impacted by events affecting the financial sector if it invests a relatively large percentage of its assets in that sector, adversely affecting the Fund's performance. The financial sector can be significantly affected by changes in interest rates, government regulation, the rate of corporate and consumer debt defaulted, price competition, and the availability and cost of capital.

INVESTMENT STYLE RISK is the risk that different investment styles (e.g., "growth", "value" or "quantitative") tend to shift in and out of favor, depending on market and economic conditions as well as investor sentiment. The Fund may outperform or underperform other funds that employ a different investment style. The Fund may also employ a combination of styles that impacts its risk characteristics.

MANAGEMENT RISK is the risk that a strategy used by the Fund's investment adviser may fail to produce the intended results or that imperfections, errors or limitations in the tools and data used by the investment adviser may cause unintended results.

MARKET RISK is the risk that general market conditions, such as real or perceived adverse economic or political conditions, inflation, changes in interest rates, lack of liquidity in the bond or equity markets, volatility in the equities market or adverse investor sentiment could cause the value of your investment in the Fund to decline. It includes the risk that a particular style of investing, such as growth or value, may underperform the

market generally. The market value of the securities in which the Fund invests may go up or down in response to the prospects of particular sectors or governments and/or general economic conditions throughout the world due to increasingly interconnected global economies and financial markets.

MID CAP STOCK RISK is the risk that stocks of mid-sized companies may be subject to more abrupt or erratic market movements than stocks of larger, more established companies. Mid-sized companies may have limited product lines or financial resources, and may be dependent upon a particular niche of the market.

QUANTITATIVE INVESTING RISK is the risk that the value of securities or other investments selected using quantitative analysis can perform differently from the market as a whole or from their expected performance. This may be as a result of the factors used in building the multifactor quantitative model, the weights placed on each factor, the accuracy of historical data supplied by third parties, and changing sources of market returns.

SECTOR RISK is the risk that companies in similar businesses may be similarly affected by particular economic or market events, which may, in certain circumstances, cause the value of securities of all companies in a particular sector of the market to decrease. While the Fund may not concentrate in any one industry, the Fund may invest without limitation in a particular market sector.

SMALL CAP STOCK RISK is the risk that stocks of smaller companies may be subject to more abrupt or erratic market movements than stocks of larger, more established companies. Small companies may have limited product lines or financial resources, or may be dependent upon a small or inexperienced management group, and their securities may trade less frequently and in lower volume than the securities of larger companies, which could lead to higher transaction costs. Generally, the smaller the company size, the greater the risk.

VALUATION RISK is the risk that the sale price the Fund could receive for a portfolio security may differ from the Fund's valuation of the security, particularly for securities that trade in low volume or volatile markets or that are valued using a fair value methodology. In addition, the value of the securities in the Fund's portfolio may change on days when shareholders will not be able to purchase or sell the Fund's shares.

VALUE INVESTING RISK is the risk that the market will not recognize a security's inherent value for a long time, or that a stock judged to be undervalued by the Fund's adviser may actually be appropriately priced or overvalued. Value oriented funds will typically underperform when growth investing is in favor.

SMALL CAP VALUE FUND

As with any mutual fund, it is possible to lose money on an investment in the Fund. An investment in the Fund is not a deposit of any bank and is not insured or guaranteed by the Federal Deposit Insurance Corporation, any other government agency, or The Northern Trust Company, its affiliates, subsidiaries or any other bank.

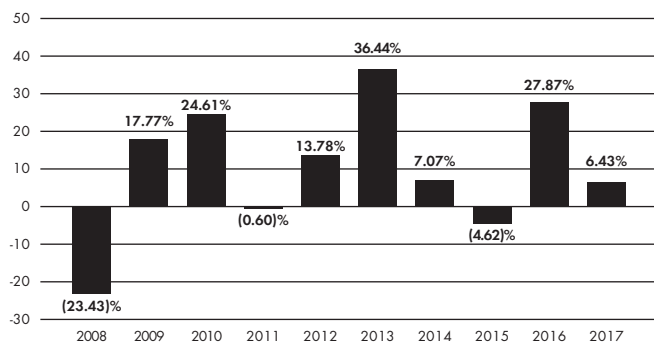
FUND PERFORMANCE

The bar chart and table that follow provide an indication of the risks of investing in the Fund by showing (A) changes in the performance of the Fund from year to year, and (B) how the average annual total returns of the Fund compare to those of a broad-based securities market index.

The Fund's past performance, before and after taxes, is not necessarily an indication of how the Fund will perform in the future.

Updated performance information for the Fund is available and may be obtained on the Fund's website at northerntrust.com/funds or by calling 800-595-9111.

CALENDAR YEAR TOTAL RETURN*



* Year to date total return for the six months ended June 30, 2018 is 3.21%. For the periods shown in the bar chart above, the highest quarterly return was 21.10% in the third quarter of 2009, and the lowest quarterly return was (21.80)% in the fourth quarter of 2008.

AVERAGE ANNUAL TOTAL RETURN

(For the periods ended December 31, 2017)

	Inception Date	1-Year	5-Year	10-Year	Since Inception
Small Cap Value Fund	4/1/94				
Returns before taxes		6.43%	13.65%	9.19%	10.31%
Returns after taxes on distributions		4.20%	12.13%	8.32%	8.84%
Returns after taxes on distributions and sale of Fund shares		5.51%	10.74%	7.41%	8.36%
Russell 2000 Value Index (reflects no deduction for fees, expenses, or taxes)		7.84%	13.01%	8.17%	10.40%

After-tax returns are calculated using the historical highest individual federal marginal income tax rates and do not reflect the impact of state and local taxes. Actual after-tax returns depend on an investor's tax situation and may differ from those shown. After-tax returns shown are not relevant to investors who hold their shares through tax-deferred arrangements, such as 401(k) plans or individual retirement accounts.

In calculating the federal income taxes due on redemptions, capital gains taxes resulting from redemptions are subtracted from the redemption proceeds and the tax benefits from capital losses resulting from the redemptions are added to the redemption proceeds. Under certain circumstances, the addition of the tax benefits from capital losses resulting from redemptions may cause the Returns after taxes on distributions and sale of fund shares to be greater than the Returns after taxes on distributions or even the Returns before taxes.

MANAGEMENT

INVESTMENT ADVISER AND PORTFOLIO MANAGER. Northern Trust Investments, Inc. ("NTI"), a subsidiary of Northern Trust Corporation, serves as the investment adviser of the Small Cap Value Fund. Robert H. Bergson, CFA, Senior Vice President of Northern Trust Investments, Inc., has been a manager of the Fund since July 2001. The Northern Trust Company, an affiliate of Northern Trust Investments, Inc., serves as transfer agent, custodian and sub-administrator to the Fund.

PURCHASE AND SALE OF FUND SHARES

You may open an account directly with Northern Funds (the "Trust") with a minimum initial investment of \$2,500 in the Fund (\$500 for an IRA; \$250 under the Automatic Investment Plan; and \$500 for employees of Northern Trust and its affiliates). The minimum subsequent investment is \$50 (except for reinvestments of distributions for which there is no minimum). The Fund reserves the right to waive these minimums. You may also purchase Fund shares through your account at Northern Trust (or an affiliate) or an authorized intermediary.

On any business day, you may sell (redeem) or exchange shares through your account by contacting your Northern Trust account representative or authorized intermediary. If you purchase shares directly from the Trust, you may sell (redeem) or exchange your shares in one of the following ways:

- By Mail – Send a written request to: Northern Funds, P.O. Box 75986, Chicago, Illinois 60675-5986.
- By Telephone – Authorize the telephone privilege on your New Account Application. Call 800-595-9111 to use the telephone privilege.
- By Wire – Authorize wire redemptions on your New Account Application and have proceeds sent by federal wire transfer to a previously designated bank account (the minimum

redemption amount by this method is \$250). You will be charged \$15 for each wire redemption unless the designated bank account is maintained at Northern Trust or an affiliated bank. Call 800-595-9111 for instructions.

- By Systematic Withdrawal – If you own shares of the Fund with a minimum value of \$10,000, you may elect to have a fixed sum redeemed at regular intervals and distributed in cash or reinvested in one or more other funds of the Trust. Call 800-595-9111 for an application form and additional information. The minimum amount is \$250 per withdrawal.
- By Exchange – Complete the Exchange Privilege section of your New Account Application to exchange shares of one fund in the Trust for shares of another fund in the Trust. Shares being exchanged must have a value of at least \$1,000 (\$2,500 if a new account is being established by the exchange, \$500 if the new account is an IRA). Call 800-595-9111 for more information.
- By Internet – You may initiate transactions between Northern Trust banking and Fund accounts by using Northern Trust Private Passport. For details and to sign up for this service, go to northerntrust.com/funds or contact your Relationship Manager.

TAX INFORMATION

The Fund's distributions are generally taxable to you as ordinary income, qualified dividend income, capital gains, or a combination of the three, unless you are investing through a tax-exempt or tax-deferred arrangement, such as a 401(k) plan or an individual retirement account. Distributions may be taxable upon withdrawal from tax-deferred accounts.

PAYMENTS TO BROKERS-DEALERS AND OTHER FINANCIAL INTERMEDIARIES

If you purchase the Fund through a broker-dealer or other financial intermediary (such as a bank), the Fund and its related companies may pay the intermediary for the sale of Fund shares and related services. These payments may create a conflict of interest by influencing the broker-dealer or other intermediary and your salesperson to recommend the Fund over another investment. Ask your salesperson or visit your financial intermediary's website for more information.

U.S. QUALITY ESG FUND

INVESTMENT OBJECTIVE

The Fund seeks to provide long-term capital appreciation. Any income received is incidental to this objective.

FEES AND EXPENSES OF THE FUND

This table describes the fees and expenses that you may pay if you buy and hold shares of the Fund.

Shareholder Fees (fees paid directly from your investment)

None

Annual Fund Operating Expenses (expenses that you pay each year as a percentage of the value of your investment)

Management Fees	0.41%
Other Expenses	1.67%
Transfer Agency Fees	0.02%
Other Operating Expenses	1.65%
Total Annual Fund Operating Expenses	2.08%
Expense Reimbursement ⁽¹⁾	(1.65)%
Total Annual Fund Operating Expenses After Expense Reimbursement	0.43%

⁽¹⁾ Northern Trust Investments, Inc. ("NTI" or the "Investment Adviser") has contractually agreed to reimburse a portion of the operating expenses of the Fund (other than extraordinary expenses) to the extent the "Total Annual Fund Operating Expenses" exceed 0.43%. The "Total Annual Fund Operating Expenses After Expense Reimbursement" may be higher than the contractual limitation as a result of extraordinary expenses that are not reimbursed. This contractual limitation may not be terminated before July 31, 2019 without the approval of the Fund's Board of Trustees.

EXAMPLE

The following Example is intended to help you compare the cost of investing in the Fund with the cost of investing in other mutual funds. The Example assumes that you invest \$10,000 in the Fund for the time periods indicated and then redeem all of your shares at the end of those periods. The Example also assumes that your investment has a 5% return each year and that the Fund's operating expenses remain the same. Although your actual costs may be higher or lower, based on these assumptions your costs would be:

1 Year	3 Years	5 Years	10 Years
\$44	\$492	\$966	\$2,279

PORTFOLIO TURNOVER. The Fund pays transaction costs, such as commissions, when it buys and sells securities (or "turns over" its portfolio). A higher portfolio turnover rate may indicate higher transaction costs and may result in higher taxes when Fund shares are held in a taxable account. These costs,

which are not reflected in annual portfolio operating expenses or in the Example, affect the Fund's performance. From the Fund's inception on October 2, 2017 through March 31, 2018, the Fund's portfolio turnover rate was 10.19% of the average value of its portfolio.

PRINCIPAL INVESTMENT STRATEGIES

In seeking long-term capital appreciation, the Fund will invest, under normal circumstances, at least 80% of its net assets (plus borrowings for investment purposes) in equity securities of large and mid-capitalization U.S. companies that the investment adviser believes have favorable environmental, social and governance ("ESG") characteristics under a third-party vendor's rating methodology. For purposes of this definition, U.S. companies with a market capitalization within the range of the Russell 1000[®] Index will be considered large or mid-capitalization U.S. companies. As of May 31, 2018, the market capitalization of the companies in the Russell 1000 Index was between approximately \$1.2 billion and \$948.2 billion.

Using a quantitative, factor based approach, the Fund intends to invest in companies that: (i) meet certain criteria for ESG factors as provided by a third-party research vendor; (ii) exhibit strong business fundamentals, solid management and reliable cash flows; and (iii) are located, headquartered in, incorporated in or otherwise organized in the United States. The Fund expects its investments to be allocated among companies that are diversified in terms of industries and capitalization ranges.

The Fund is managed according to a quantitative model developed by Northern Trust Investments, Inc. ("NTI"), the investment adviser to the Fund. To define an investable universe, NTI excludes securities of companies involved in ESG controversies or those that violate global norms like the United Nations Global Compact. NTI also removes companies that do a poor job of managing their ESG risks and opportunities relative to their peers as well as those with material involvement in controversial business practices, including, but not limited to, tobacco and civilian firearms.

NTI engages a third-party research vendor to provide ESG data for U.S. companies. The third-party vendor identifies ESG areas of risk and opportunity, evaluates exposure and management, and ranks and rates companies against their industry peers.

After defining the investable universe, NTI evaluates the quality of the remaining securities and removes those securities that do not meet the proprietary quality methodology. NTI's quality methodology rates securities based on three categories of financial signals (profitability, management efficiency, and cash generation).

The Fund is constructed based on an optimization methodology designed to take active exposure by overweighting and underweighting securities based on their ESG and relative financial quality rankings. NTI also performs a risk management analysis in which risk exposures are measured and managed on the security, sector and portfolio levels. NTI makes final purchase decisions based on the quantitative model described above and on a desired level of diversification. The Fund will normally sell a security that NTI believes is no longer attractive based upon the evaluation criteria described above. As part of the optimization approach, risks such as sector and style tilt are managed. Further, the carbon footprint of the portfolio is reduced relative to the companies in the benchmark Russell 1000 Index.

PRINCIPAL RISKS

CYBERSECURITY RISK is the risk of an unauthorized breach and access to Fund assets, customer data (including private shareholder information), or proprietary information, or the risk of an incident occurring that causes the Fund, the investment adviser, custodian, transfer agent, distributor and other service providers and financial intermediaries to suffer data breaches, data corruption or lose operational functionality. Successful cyber-attacks or other cyber-failures or events affecting the Fund or its service providers may adversely impact the Fund or its shareholders.

ENVIRONMENTAL, SOCIAL AND GOVERNANCE (ESG)

INVESTING RISK is the risk stemming from the environmental, social and governance factors that the Fund applies in selecting securities. The Fund intends to invest in companies with measurable high ESG ratings relative to their sector peers, and screen out particular companies that do not meet its ESG criteria. This may affect the Fund's exposure to certain companies or industries and cause the Fund to forego certain investment opportunities. The Fund's results may be lower than other funds that do not seek to invest in companies based on ESG ratings and/or screen out certain companies or industries. The Fund seeks to identify companies that it believes may have a societal impact outcome, but investors may differ in their views of what constitutes positive or negative societal impact outcomes. As a result, the Fund may invest in companies that do not reflect the beliefs and values of any particular investor.

LARGE CAP STOCK RISK is the risk that large-capitalization stocks as a group could fall out of favor with the market, causing the fund to underperform investments that focus solely on small- or medium-capitalization stocks.

MANAGEMENT RISK is the risk that a strategy used by the Fund's investment adviser may fail to produce the intended results or that imperfections, errors or limitations in the tools and data used by the investment adviser may cause unintended results. Management risk includes the risk that the quantitative model used by the Fund's investment adviser may not perform as expected, particularly in volatile markets.

MARKET RISK is the risk that general market conditions, such as real or perceived adverse economic or political conditions, inflation, changes in interest rates, lack of liquidity in the bond or equity markets, volatility in the equities market or adverse investor sentiment could cause the value of your investment in the Fund to decline. It includes the risk that a particular style of investing, such as growth or value, or in this case, ESG companies, may underperform the market generally. The market value of the securities in which the Fund invests may go up or down in response to the prospects of particular sectors or governments and/or general economic conditions throughout the world due to increasingly interconnected global economies and financial markets.

MID CAP STOCK RISK is the risk that stocks of mid-sized companies may be subject to more abrupt or erratic market movements than stocks of larger, more established companies. Mid-sized companies may have limited product lines or financial resources, and may be dependent upon a particular niche of the market.

NEW FUND RISK is the risk that the Fund, because it is new with a limited operating history, will not grow or maintain an economically viable size, in which case the Board of Trustees of the Trust may determine to liquidate the Fund.

QUANTITATIVE INVESTING RISK is the risk that the value of securities or other investments selected using quantitative analysis can perform differently from the market as a whole or from their expected performance. This may be as a result of the factors used in building the multifactor quantitative model, the weights placed on each factor, the accuracy of historical data supplied by third parties, and changing sources of market returns.

REGULATORY RISK is the risk that changes in government regulation of the financial markets may adversely affect the value of a security.

SECTOR RISK is the risk that companies in similar businesses may be similarly affected by particular economic or market events, which may, in certain circumstances, cause the value of securities of all companies in a particular sector of the market to decrease. While the Fund may not concentrate in any one industry, the Fund may invest without limitation in a particular market sector.

U.S. QUALITY ESG FUND

TECHNOLOGY SECURITIES RISK is the risk that securities of technology companies may be subject to greater price volatility than securities of companies in other sectors. These securities may fall in and out of favor with investors rapidly, which may cause sudden selling and dramatically lower market prices. Technology securities also may be affected adversely by changes in technology, consumer and business purchasing patterns, government regulation and/or obsolete products or services. In addition, a rising interest rate environment tends to negatively affect technology companies.

As with any mutual fund, it is possible to lose money on an investment in the Fund. An investment in the Fund is not a deposit of any bank and is not insured or guaranteed by the Federal Deposit Insurance Corporation, any other government agency, or The Northern Trust Company, its affiliates, subsidiaries or any other bank.

FUND PERFORMANCE

The Fund is new and does not yet have a full calendar year of performance. After the Fund has been in operation for a full calendar year, total return information will be presented. Updated performance information, which is accessible on the Fund's website at northerntrust.com/funds or by calling 800-595-9111, will provide some indication of the risks of investing in the Fund.

MANAGEMENT

INVESTMENT ADVISER AND PORTFOLIO MANAGERS. NTI, a subsidiary of Northern Trust Corporation, serves as the investment adviser of the U.S. Quality ESG Fund. Jeffrey D. Sampson, CFA and Peter M. Zymali, CFP®, each a Vice President of NTI, have been managers of the Fund since inception. The Northern Trust Company, an affiliate of Northern Trust Investments, Inc., serves as transfer agent, custodian and sub-administrator to the Fund.

PURCHASE AND SALE OF FUND SHARES

You may open an account directly with Northern Funds (the "Trust") with a minimum initial investment of \$2,500 in the Fund (\$500 for an IRA; \$250 under the Automatic Investment Plan; and \$500 for employees of Northern Trust and its affiliates). The minimum subsequent investment is \$50 (except for reinvestments of distributions for which there is no minimum). The Fund reserves the right to waive these minimums. You may also purchase Fund shares through your account at Northern Trust (or an affiliate) or an authorized intermediary.

On any business day, you may sell (redeem) or exchange shares through your account by contacting your Northern Trust account representative or authorized intermediary. If you purchase shares directly from the Trust, you may sell (redeem) or exchange your shares in one of the following ways:

- By Mail – Send a written request to: Northern Funds, P.O. Box 75986, Chicago, Illinois 60675-5986.
- By Telephone – Authorize the telephone privilege on your New Account Application. Call 800-595-9111 to use the telephone privilege.
- By Wire – Authorize wire redemptions on your New Account Application and have proceeds sent by federal wire transfer to a previously designated bank account (the minimum redemption amount by this method is \$250). You will be charged \$15 for each wire redemption unless the designated bank account is maintained at Northern Trust or an affiliated bank. Call 800-595-9111 for instructions.
- By Systematic Withdrawal – If you own shares of the Fund with a minimum value of \$10,000, you may elect to have a fixed sum redeemed at regular intervals and distributed in cash or reinvested in one or more other funds of the Trust. Call 800-595-9111 for an application form and additional information. The minimum amount is \$250 per withdrawal.
- By Exchange – Complete the Exchange Privilege section of your New Account Application to exchange shares of one fund in the Trust for shares of another fund in the Trust. Shares being exchanged must have a value of at least \$1,000 (\$2,500 if a new account is being established by the exchange, \$500 if the new account is an IRA). Call 800-595-9111 for more information.
- By Internet – You may initiate transactions between Northern Trust banking and Fund accounts by using Northern Trust Private Passport. For details and to sign up for this service, go to northerntrust.com/funds or contact your Relationship Manager.

TAX INFORMATION

The Fund's distributions are generally taxable to you as ordinary income, qualified dividend income, capital gains, or a combination of the three, unless you are investing through a tax-exempt or tax-deferred arrangement, such as a 401(k) plan or an individual retirement account. Distributions may be taxable upon withdrawal from tax-deferred accounts.

**PAYMENTS TO BROKERS-DEALERS AND OTHER
FINANCIAL INTERMEDIARIES**

If you purchase the Fund through a broker-dealer or other financial intermediary (such as a bank), the Fund and its related companies may pay the intermediary for the sale of Fund shares and related services. These payments may create a conflict of interest by influencing the broker-dealer or other intermediary and your salesperson to recommend the Fund over another investment. Ask your salesperson or visit your financial intermediary's website for more information.

EMERGING MARKETS EQUITY INDEX FUND

INVESTMENT OBJECTIVE

The Fund seeks to provide investment results approximating the overall performance of the MSCI Emerging Markets® Index.

FEES AND EXPENSES OF THE FUND

This table describes the fees and expenses that you may pay if you buy and hold shares of the Fund.

Shareholder Fees (fees paid directly from your investment)

Maximum Sales Charge (Load) Imposed on Purchases (as a percentage of offering price)	None
--	------

Redemption Fee (within 30 days of purchase) (as a percentage of amount redeemed, if applicable)	2.00%
---	-------

Annual Fund Operating Expenses (expenses that you pay each year as a percentage of the value of your investment)

Management Fees	0.21%
-----------------	-------

Other Expenses	0.13%
----------------	-------

Transfer Agent Fees	0.02%
---------------------	-------

Other Operating Expenses	0.11%
--------------------------	-------

Acquired Fund Fees and Expenses ⁽¹⁾	0.01%
--	-------

Total Annual Fund Operating Expenses⁽²⁾	0.35%
---	--------------

Expense Reimbursement ⁽³⁾	(0.04)%
--------------------------------------	---------

Total Annual Fund Operating Expenses After Expense Reimbursement⁽²⁾	0.31%
---	--------------

⁽¹⁾ Acquired Fund Fees and Expenses are expenses incurred indirectly by the Fund through its ownership of shares in other investment companies. They are not direct costs paid by Fund shareholders.

⁽²⁾ The Total Annual Fund Operating Expenses and Total Annual Fund Operating Expenses After Expense Reimbursement will not correlate to the Fund's ratios of average net assets to (1) expenses before reimbursements and credits and (2) expenses net of reimbursements and credits, respectively, included in the Fund's Financial Highlights in the Fund's complete Prospectus, which do not reflect indirect expenses, such as Acquired Fund Fees and Expenses.

⁽³⁾ Northern Trust Investments, Inc. has contractually agreed to reimburse a portion of the operating expenses of the Fund (other than certain excepted expenses, i.e., Acquired Fund Fees and Expenses, the compensation paid to each Independent Trustee of the Trust, expenses of third party consultants engaged by the Board of Trustees, membership dues paid to the Investment Company Institute and Mutual Fund Directors Forum, expenses in connection with the negotiation and renewal of the revolving credit facility, extraordinary expenses and interest) to the extent the "Total Annual Fund Operating Expenses" exceed 0.30%. The "Total Annual Fund Operating Expenses After Expense Reimbursement" may be higher than the contractual limitation as a result of the excepted expenses, including but not limited to Acquired Fund Fees and Expenses, that are not reimbursed. This contractual limitation may not be terminated before July 31, 2019 without the approval of the Board of Trustees.

EXAMPLE

The following Example is intended to help you compare the cost of investing in the Fund with the cost of investing in other mutual funds. The Example assumes that you invest \$10,000 in the Fund for the time periods indicated and then redeem all of your shares at the end of those periods. The Example also assumes that your investment has a 5% return each year and that the Fund's operating expenses remain the same. Although your actual costs may be higher or lower, based on these assumptions your costs would be:

1 Year	3 Years	5 Years	10 Years
\$32	\$108	\$192	\$439

PORTFOLIO TURNOVER. The Fund pays transaction costs, such as commissions, when it buys and sells securities (or "turns over" its portfolio). A higher portfolio turnover rate may indicate higher transaction costs and may result in higher taxes when Fund shares are held in a taxable account. These costs, which are not reflected in annual portfolio operating expenses or in the Example, affect the Fund's performance. During the most recent fiscal year, the Fund's portfolio turnover rate was 27.03% of the average value of its portfolio.

PRINCIPAL INVESTMENT STRATEGIES

Under normal circumstances, the Fund will invest substantially all (and at least 80%) of its net assets in equity securities, in weightings that approximate the relative composition of the securities included in the MSCI Emerging Markets® Index, in American Depositary Receipts ("ADRs"), European Depositary Receipts ("EDRs"), and Global Depositary Receipts ("GDRs") representing such securities, and in MSCI Emerging Markets Index futures approved by the Commodity Futures Trading Commission.

The MSCI Emerging Markets Index is a free float-adjusted market capitalization index that is designed to measure equity market performance in the global emerging markets. As of May 31, 2018, the MSCI Emerging Markets Index consisted of the following 24 emerging market country indices: Brazil, Chile, China, Colombia, Czech Republic, Egypt, Greece, Hungary, India, Indonesia, Korea, Malaysia, Mexico, Pakistan, Peru, the Philippines, Poland, Qatar, Russia, South Africa, Taiwan, Thailand, Turkey and the United Arab Emirates. As of May 31, 2018, the MSCI Emerging Markets Index comprised of 845 issuers with market capitalizations ranging from approximately \$188 million to \$290 billion. It is rebalanced quarterly.

The Fund is passively managed, which means it tries to duplicate the investment composition and performance of the MSCI Emerging Markets Index by using computer programs

and statistical procedures. The Fund's investment adviser will buy and sell securities in response to changes in the MSCI Emerging Markets Index as well as in response to subscriptions and redemptions. Because the Fund will have fees and transaction expenses (while the MSCI Emerging Markets Index has none), returns may be lower than those of the MSCI Emerging Markets Index.

The Fund invests in substantially all of the securities in the MSCI Emerging Markets Index in approximately the same proportion as the index (i.e., replication). The Fund generally will not hold every stock in the MSCI Emerging Markets Index because of the expense and inefficiency involved in such a strategy. Rather, it will use an optimization strategy to seek to construct a portfolio that minimizes tracking error versus the MSCI Emerging Markets Index and transaction costs. As part of its strategy, the Fund may substitute certain stocks in the MSCI Emerging Markets Index with ADRs, EDRs or GDRs that represent such stocks.

Because the proportion of assets allocated to each country will approximate the relative country weightings in the MSCI Emerging Markets Index, more than 25% of the Fund's assets may be invested in a single country (such as South Korea, Taiwan, Brazil, Mexico, South Africa, or China) or geographic region. This may make the Fund's performance more dependent upon the performance of a single country's securities than if the Fund allocated its assets among issuers in a larger number of countries.

The Fund's investment adviser expects that, under normal circumstances, the quarterly performance of the Fund, before expenses, will track the performance of the MSCI Emerging Markets Index within a 0.95 correlation coefficient.

Morgan Stanley Capital International, Inc. ("MSCI") does not endorse any of the securities in the MSCI Emerging Markets Index. It is not a sponsor of the Emerging Markets Equity Index Fund and is not affiliated with the Fund in any way.

PRINCIPAL RISKS

CURRENCY RISK is the risk that foreign currencies, securities that trade in or receive revenues in foreign currencies, or derivatives that provide exposure to foreign currencies will fluctuate in value relative to the U.S. dollar, adversely affecting the value of the Fund's investments and its returns. Because the Fund's net asset value is determined on the basis of U.S. dollars, you may lose money if the local currency of a foreign market depreciates against the U.S. dollar, even if the market value of the Fund's holdings appreciates. In addition, fluctuations in the exchange values of currencies could affect the economy or particular business operations of companies in a geographic region in which the Fund invests, causing an adverse impact on the Fund's investments in the affected region.

CYBERSECURITY RISK is the risk of an unauthorized breach and access to fund assets, customer data (including private shareholder information), or proprietary information, or the risk of an incident occurring that causes the Fund, the investment adviser, custodian, transfer agent, distributor and other service providers and financial intermediaries to suffer data breaches, data corruption or lose operational functionality. Successful cyber-attacks or other cyber-failures or events affecting the Fund or its service providers may adversely impact the Fund or its shareholders.

EMERGING MARKETS RISK is the risk that markets of emerging market countries are less developed and less liquid, subject to greater price volatility and generally subject to increased economic, political, regulatory and other uncertainties than more developed markets.

FINANCIAL SECTOR RISK is the risk that the Fund will be impacted by events affecting the financial sector if it invests a relatively large percentage of its assets in that sector, adversely affecting the Fund's performance. The financial sector can be significantly affected by changes in interest rates, government regulation, the rate of corporate and consumer debt defaulted, price competition, and the availability and cost of capital.

FOREIGN SECURITIES RISK is the risk that investing in foreign (non-U.S.) securities may result in the Fund experiencing more rapid and extreme changes in value than a fund that invests exclusively in securities of U.S. companies, due to less liquid markets and adverse economic, political, diplomatic, financial, and regulatory events. Foreign governments also may impose limits on investment and repatriation and impose taxes. Any of these events could cause the value of the Fund's investments to decline. The Index tracked by the Emerging Markets Equity Index Fund (and therefore the Emerging Markets Equity Index Fund itself) has a heavy exposure to Brazil, China, India, South Korea and Taiwan. This exposure will subject the Emerging Markets Equity Index Fund to a higher degree of risk than that of a more geographically diverse fund. To the extent that the Fund's assets are concentrated in a single country or geographic region, the Fund will be subject to the risks associated with that particular country or region.

GEOGRAPHIC AND SECTOR RISK is the risk that if the Fund invests a significant portion of its total assets in certain issuers within the same geographic region or economic sector, an adverse economic, business or political development affecting that region or sector may affect the value of the Fund's investments more than if the Fund's investments were not so concentrated.

LIQUIDITY RISK is the risk that the Fund will not be able to pay redemption proceeds in a timely manner because of unusual market conditions, an unusually high volume of redemption requests, legal restrictions impairing its ability to sell particular

EMERGING MARKETS EQUITY INDEX FUND

securities or close derivative positions at an advantageous market price or other reasons. Certain securities may be less liquid than others, which may make them difficult or impossible to sell at the time and the price that the Fund would like and the Fund may have to lower the price, sell other securities instead or forgo an investment opportunity. In addition, less liquid securities may be more difficult to value and markets may become less liquid when there are fewer interested buyers or sellers or when dealers are unwilling or unable to make a market for certain securities. Recently, dealers have generally been less willing to make markets for fixed income securities. All of these risks may increase during periods of market turmoil and could have a negative effect on the Fund's performance.

MANAGEMENT RISK is the risk that a strategy used by the Fund's investment adviser may fail to produce the intended results or that imperfections, errors or limitations in the tools and data used by the investment adviser may cause unintended results.

MARKET RISK is the risk that general market conditions, such as real or perceived adverse economic or political conditions, inflation, changes in interest rates, lack of liquidity in the bond or equity markets, volatility in the equities markets or adverse investor sentiment could cause the value of your investment in the Fund to decline. The market value of the securities in which the Fund invests may go up or down in response to the prospects of particular sectors or governments and/or general economic conditions throughout the world due to increasingly interconnected global economies and financial markets.

MID CAP STOCK RISK is the risk that stocks of mid-sized companies may be subject to more abrupt or erratic market movements than stocks of larger, more established companies. Mid-sized companies may have limited product lines or financial resources, and may be dependent upon a particular niche of the market.

SMALL CAP STOCK RISK is the risk that stocks of smaller companies may be subject to more abrupt or erratic market movements than stocks of larger, more established companies. Small companies may have limited product lines or financial resources, or may be dependent upon a small or inexperienced management group, and their securities may trade less frequently and in lower volume than the securities of larger companies, which could lead to higher transaction costs. Generally, the smaller the company size, the greater the risk.

TECHNOLOGY SECURITIES RISK is the risk that securities of technology companies may be subject to greater price volatility than securities of companies in other sectors. These securities may fall in and out of favor with investors rapidly, which may cause sudden selling and dramatically lower market prices.

Technology securities also may be affected adversely by changes in technology, consumer and business purchasing patterns, government regulation and/or obsolete products or services. In addition, a rising interest rate environment tends to negatively affect technology companies.

TRACKING RISK is the risk that the Fund's performance may vary substantially from the performance of the benchmark index it tracks as a result of share purchases and redemptions, transaction costs, expenses and other factors.

VALUATION RISK is the risk that the sale price the Fund could receive for a portfolio security may differ from the Fund's valuation of the security, particularly for securities that trade in low volume or volatile markets or that are valued using a fair value methodology. In addition, the value of the securities in the Fund's portfolio may change on days when shareholders will not be able to purchase or sell the Fund's shares.

As with any mutual fund, it is possible to lose money on an investment in the Fund. An investment in the Fund is not a deposit of any bank and is not insured or guaranteed by the Federal Deposit Insurance Corporation, any other government agency, or The Northern Trust Company, its affiliates, subsidiaries or any other bank.

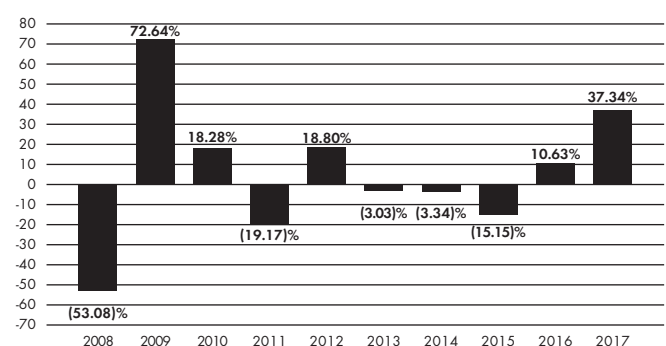
FUND PERFORMANCE

The bar chart and table that follow provide an indication of the risks of investing in the Fund by showing (A) changes in the performance of the Fund from year to year, and (B) how the average annual total returns of the Fund compare to those of a broad-based securities market index.

The Fund's past performance, before and after taxes, is not necessarily an indication of how the Fund will perform in the future.

Updated performance information for the Fund is available and may be obtained on the Fund's website at northerntrust.com/funds or by calling 800-595-9111.

CALENDAR YEAR TOTAL RETURN*



EMERGING MARKETS EQUITY INDEX FUND

* Year to date total return for the six months ended June 30, 2018 is (7.08)%. For the periods shown in the bar chart above, the highest quarterly return was 32.97% in the second quarter of 2009, and the lowest quarterly return was (28.28)% in the fourth quarter of 2008.

AVERAGE ANNUAL TOTAL RETURN

(For the periods ended December 31, 2017)

	Inception Date	1-Year	5-Years	10-Years	Since Inception
Emerging Markets Equity Index Fund	4/25/06				
Returns before taxes		37.34%	3.86%	1.06%	4.47%
Returns after taxes on distributions		36.63%	3.33%	0.57%	3.95%
Returns after taxes on distributions and sale of Fund shares		21.45%	2.90%	0.73%	3.48%
MSCI Emerging Markets Index (reflects no deduction for fees, expenses, or taxes)		37.28%	4.35%	1.68%	5.29%

After-tax returns are calculated using the historical highest individual federal marginal income tax rates and do not reflect the impact of state and local taxes. Actual after-tax returns depend on an investor's tax situation and may differ from those shown. After-tax returns shown are not relevant to investors who hold their shares through tax-deferred arrangements, such as 401(k) plans or individual retirement accounts.

In calculating the federal income taxes due on redemptions, capital gains taxes resulting from redemptions are subtracted from the redemption proceeds and the tax benefits from capital losses resulting from the redemptions are added to the redemption proceeds. Under certain circumstances, the addition of the tax benefits from capital losses resulting from redemptions may cause the Returns after taxes on distributions and sale of fund shares to be greater than the Returns after taxes on distributions or even the Returns before taxes.

MANAGEMENT

INVESTMENT ADVISER AND PORTFOLIO MANAGER. Northern Trust Investments, Inc. ("NTI"), a subsidiary of Northern Trust Corporation, serves as the investment adviser of the Emerging Markets Equity Index Fund. Steven J. Santiccioli, Vice President of Northern Trust Investments, Inc., has been a manager of the Fund since July 2007. The Northern Trust Company, an affiliate of Northern Trust Investments, Inc., serves as transfer agent, custodian and sub-administrator to the Fund.

PURCHASE AND SALE OF FUND SHARES

You may open an account directly with Northern Funds (the "Trust") with a minimum initial investment of \$2,500 in the Fund (\$500 for an IRA; \$250 under the Automatic Investment Plan; and \$500 for employees of Northern Trust and its affiliates). The minimum subsequent investment is \$50 (except for reinvestments of distributions for which there is no minimum). The Fund reserves the right to waive these minimums. You may also purchase Fund shares through your account at Northern Trust (or an affiliate) or an authorized intermediary.

On any business day, you may sell (redeem) or exchange shares through your account by contacting your Northern Trust account representative or authorized intermediary. If you purchase shares directly from the Trust, you may sell (redeem) or exchange your shares in one of the following ways:

- By Mail – Send a written request to: Northern Funds, P.O. Box 75986, Chicago, Illinois 60675-5986.
- By Telephone – Authorize the telephone privilege on your New Account Application. Call 800-595-9111 to use the telephone privilege.
- By Wire – Authorize wire redemptions on your New Account Application and have proceeds sent by federal wire transfer to a previously designated bank account (the minimum redemption amount by this method is \$250). You will be charged \$15 for each wire redemption unless the designated bank account is maintained at Northern Trust or an affiliated bank. Call 800-595-9111 for instructions.
- By Systematic Withdrawal – If you own shares of the Fund with a minimum value of \$10,000, you may elect to have a fixed sum redeemed at regular intervals and distributed in cash or reinvested in one or more other funds of the Trust. Call 800-595-9111 for an application form and additional information. The minimum amount is \$250 per withdrawal.
- By Exchange – Complete the Exchange Privilege section of your New Account Application to exchange shares of one fund in the Trust for shares of another fund in the Trust. Shares being exchanged must have a value of at least \$1,000 (\$2,500 if a new account is being established by the exchange, \$500 if the new account is an IRA). Call 800-595-9111 for more information.
- By Internet – You may initiate transactions between Northern Trust banking and Fund accounts by using Northern Trust Private Passport. For details and to sign up for this service, go to northerntrust.com/funds or contact your Relationship Manager.

EMERGING MARKETS EQUITY INDEX FUND

TAX INFORMATION

The Fund's distributions are generally taxable to you as ordinary income, qualified dividend income, capital gains, or a combination of the three, unless you are investing through a tax-exempt or tax-deferred arrangement, such as a 401(k) plan or an individual retirement account. Distributions may be taxable upon withdrawal from tax-deferred accounts.

PAYMENTS TO BROKERS-DEALERS AND OTHER FINANCIAL INTERMEDIARIES

If you purchase the Fund through a broker-dealer or other financial intermediary (such as a bank), the Fund and its related companies may pay the intermediary for the sale of Fund shares and related services. These payments may create a conflict of interest by influencing the broker-dealer or other intermediary and your salesperson to recommend the Fund over another investment. Ask your salesperson or visit your financial intermediary's website for more information.

INVESTMENT OBJECTIVE

The Fund seeks to provide investment results approximating the overall performance of the securities included in the MSCI® ACWI® IMI Core Real Estate Index.

FEES AND EXPENSES OF THE FUND

This table describes the fees and expenses that you may pay if you buy and hold shares of the Fund.

Shareholder Fees (fees paid directly from your investment)

Maximum Sales Charge (Load) Imposed on Purchases (as a percentage of offering price)	None
--	------

Redemption Fee (within 30 days of purchase) (as a percentage of amount redeemed, if applicable)	2.00%
---	-------

Annual Fund Operating Expenses (expenses that you pay each year as a percentage of the value of your investment)

Management Fees	0.40%
-----------------	-------

Other Expenses	0.13%
----------------	-------

Transfer Agent Fees	0.02%
---------------------	-------

Other Operating Expenses	0.11%
--------------------------	-------

Total Annual Fund Operating Expenses	0.53%
---	--------------

Expense Reimbursement ⁽¹⁾	(0.03)%
--------------------------------------	---------

Total Annual Fund Operating Expenses After Expense Reimbursement	0.50%
---	--------------

⁽¹⁾ Northern Trust Investments, Inc. has contractually agreed to reimburse a portion of the operating expenses of the Fund (other than certain excepted expenses, i.e., Acquired Fund Fees and Expenses, the compensation paid to each Independent Trustee of the Trust, expenses of third party consultants engaged by the Board of Trustees, membership dues paid to the Investment Company Institute and Mutual Fund Directors Forum, expenses in connection with the negotiation and renewal of the revolving credit facility, extraordinary expenses and interest) to the extent the "Total Annual Fund Operating Expenses" exceed 0.50%. The "Total Annual Fund Operating Expenses After Expense Reimbursement" may be higher than the contractual limitation as a result of the excepted expenses that are not reimbursed. This contractual limitation may not be terminated before July 31, 2019 without the approval of the Board of Trustees.

EXAMPLE

The following Example is intended to help you compare the cost of investing in the Fund with the cost of investing in other mutual funds. The Example assumes that you invest \$10,000 in the Fund for the time periods indicated and then redeem all of your shares at the end of those periods. The Example also assumes that your investment has a 5% return each year and that the Fund's operating expenses remain the same. Although your actual costs may be higher or lower, based on these assumptions your costs would be:

1 Year	3 Years	5 Years	10 Years
\$51	\$167	\$293	\$662

PORTFOLIO TURNOVER. The Fund pays transaction costs, such as commissions, when it buys and sells securities (or "turns over" its portfolio). A higher portfolio turnover rate may indicate higher transaction costs and may result in higher taxes when Fund shares are held in a taxable account. These costs, which are not reflected in annual portfolio operating expenses or in the Example, affect the Fund's performance. During the most recent fiscal year, the Fund's portfolio turnover rate was 9.53% of the average value of its portfolio.

PRINCIPAL INVESTMENT STRATEGIES

Under normal circumstances, the Fund will invest substantially all (and at least 80%) of its net assets in equity securities included in the MSCI® ACWI® IMI Core Real Estate Index, in weightings that approximate the relative composition of the securities contained in the Index. The MSCI® ACWI® IMI Core Real Estate Index is a free float-adjusted, market capitalization index that consists of large, mid and small-cap stocks engaged in the ownership, development and management of specific core property type real estate. The MSCI® ACWI® IMI Core Real Estate Index excludes companies, such as real estate services and real estate financing companies that do not own properties.

As of May 31, 2018, the MSCI® ACWI® IMI Core Real Estate Index consisted of 47 countries worldwide, comprising 23 developed and 24 emerging market countries. As of May 31, 2018, the developed market countries included were: Australia, Austria, Belgium, Canada, Denmark, Finland, France, Germany, Hong Kong, Ireland, Israel, Italy, Japan, the Netherlands, New Zealand, Norway, Portugal, Singapore, Spain, Sweden, Switzerland, the United Kingdom and the United States. As of May 31, 2018, the emerging market countries included were: Brazil, Chile, China, Colombia, Czech Republic, Egypt, Greece, Hungary, India, Indonesia, Korea, Malaysia, Mexico, Pakistan, Peru, the Philippines, Poland, Russia, Qatar, South Africa, Taiwan, Thailand, Turkey and United Arab Emirates. As of May 31, 2018, the MSCI® ACWI® IMI Core Real Estate Index comprised of 593 issuers with market capitalizations ranging from approximately \$74 million to \$49.8 billion. It is rebalanced quarterly.

The Fund is passively managed, which means it tries to duplicate the investment composition and performance of the MSCI® ACWI® IMI Core Real Estate Index by using computer programs and statistical procedures. The Fund's investment adviser will buy and sell securities in response to changes in the MSCI® ACWI® IMI Core Real Estate Index. Because the Fund

GLOBAL REAL ESTATE INDEX FUND

will have fees and transaction expenses (while the MSCI® ACWI® IMI Core Real Estate Index has none), returns are likely to be below those of the MSCI® ACWI® IMI Core Real Estate Index.

The Fund invests in substantially all of the securities in the MSCI® ACWI® IMI Core Real Estate Index in approximately the same proportions as the index (i.e., replication). The proportions of the Fund's assets allocated to each country will approximate and vary with the relative country weights in the MSCI® ACWI® IMI Core Real Estate Index.

As of May 31, 2018, the MSCI® ACWI® IMI Core Real Estate Index had a country weight of approximately 46.39% to the United States.

The Fund's investment adviser expects that, under normal circumstances, the quarterly performance of the Fund, before expenses, will track the performance of the MSCI® ACWI® IMI Core Real Estate Index within a 0.95 correlation coefficient.

Morgan Stanley Capital International, Inc. ("MSCI") does not endorse any of the securities in the MSCI® ACWI® IMI Core Real Estate Index. It is not a sponsor of the Global Real Estate Index Fund and is not affiliated with the Fund in any way.

PRINCIPAL RISKS

CURRENCY RISK is the risk that foreign currencies, securities that trade in or receive revenues in foreign currencies, or derivatives that provide exposure to foreign currencies will fluctuate in value relative to the U.S. dollar, adversely affecting the value of the Fund's investments and its returns. Because the Fund's net asset value is determined on the basis of U.S. dollars, you may lose money if the local currency of a foreign market depreciates against the U.S. dollar, even if the market value of the Fund's holdings appreciates. In addition, fluctuations in the exchange values of currencies could affect the economy or particular business operations of companies in a geographic region in which the Fund invests, causing an adverse impact on the Fund's investments in the affected region.

CYBERSECURITY RISK is the risk of an unauthorized breach and access to fund assets, customer data (including private shareholder information), or proprietary information, or the risk of an incident occurring that causes the Fund, the investment adviser, custodian, transfer agent, distributor and other service providers and financial intermediaries to suffer data breaches, data corruption or lose operational functionality. Successful cyber-attacks or other cyber-failures or events affecting the Fund or its service providers may adversely impact the Fund or its shareholders.

DEPOSITARY RECEIPTS RISK. Foreign securities may trade in the form of Depositary Receipts. In addition to investment risks associated with the underlying issuer, Depositary Receipts may expose the Fund to additional risks associated with non-uniform terms that apply to Depositary Receipt programs, including credit exposure to the depository bank and to the sponsors and other parties with whom the depository bank establishes the programs, currency, political, economic, market and liquidity risks. Depositary Receipts are generally subject to the same risks as the foreign securities that they evidence or into which they may be converted. Depositary Receipts may not track the price of the underlying foreign securities on which they are based, may have limited voting rights, and may have a distribution subject to a fee charged by the depository. As a result, equity shares of the underlying issuer may trade at a discount or premium to the market price of the Depositary Receipts.

EMERGING MARKETS RISK is the risk that markets of emerging market countries are less developed and less liquid, subject to greater price volatility and generally subject to increased economic, political, regulatory and other uncertainties than more developed markets.

FOREIGN SECURITIES RISK is the risk that investing in foreign (non-U.S.) securities may result in the Fund experiencing more rapid and extreme changes in value than a fund that invests exclusively in securities of U.S. companies, due to less liquid markets and adverse economic, political, diplomatic, financial, and regulatory events. Foreign governments also may impose limits on investment and repatriation and impose taxes. Any of these events could cause the value of the Fund's investments to decline. To the extent that the Fund's assets are concentrated in a single country or geographic region, the Fund will be subject to the risks associated with that particular country or region.

GEOGRAPHIC AND SECTOR RISK is the risk that if the Fund invests a significant portion of its total assets in certain issuers within the same geographic region or economic sector, an adverse economic, business or political development affecting that region or sector may affect the value of the Fund's investments more than if the Fund's investments were not so concentrated.

INTEREST RATE RISK is the risk that during periods of rising interest rates, the Fund's yield (and the market value of its securities) will tend to be lower than prevailing market rates; in periods of falling interest rates, the Fund's yield (and the market value of its securities) will tend to be higher. Securities with longer maturities tend to be more sensitive to changes in interest rates, causing them to be more volatile than securities with shorter maturities. Securities with shorter maturities tend to provide lower returns and be less volatile than securities with longer maturities. If interest rates rise, the Fund's yield may not

increase proportionately, and the maturities of fixed income securities that have the ability to be prepaid or called by the issuer may be extended. The risks associated with increasing interest rates are heightened given that interest rates are near historic lows, but are expected to increase in the future with unpredictable effects on the markets and the Fund's investments. A general rise in interest rates may cause investors to move out of fixed income securities on a large scale, which could adversely affect the price and liquidity of fixed income securities and could also result in increased redemptions from the Fund. A low or declining interest rate environment poses additional risks to the Fund's performance, including the risk that proceeds from prepaid or maturing instruments may have to be reinvested at a lower interest rate. Fluctuations in interest rates may also affect the liquidity of fixed income securities and instruments held by the Fund.

INITIAL PUBLIC OFFERING ("IPO") RISK is the risk that the market value of shares in an initial public offering (IPO) will fluctuate considerably or decline shortly after the initial public offering, due to factors such as the absence of a prior public market, unseasoned trading, the small number of shares available for trading and limited information about the issuer.

LARGE CAP STOCK RISK is the risk that large-capitalization stocks as a group could fall out of favor with the market, causing the fund to underperform investments that focus solely on small- or medium-capitalization stocks.

LIQUIDITY RISK is the risk that the Fund will not be able to pay redemption proceeds in a timely manner because of unusual market conditions, an unusually high volume of redemption requests, legal restrictions impairing its ability to sell particular securities or close derivative positions at an advantageous market price or other reasons. Certain securities may be less liquid than others, which may make them difficult or impossible to sell at the time and the price that the Fund would like and the Fund may have to lower the price, sell other securities instead or forgo an investment opportunity. In addition, less liquid securities may be more difficult to value and markets may become less liquid when there are fewer interested buyers or sellers or when dealers are unwilling or unable to make a market for certain securities. Recently, dealers have generally been less willing to make markets for fixed income securities. All of these risks may increase during periods of market turmoil and could have a negative effect on the Fund's performance.

MANAGEMENT RISK is the risk that a strategy used by the Fund's investment adviser may fail to produce the intended results or that imperfections, errors or limitations in the tools and data used by the investment adviser may cause unintended results.

MARKET RISK is the risk that general market conditions, such as real or perceived adverse economic or political conditions, inflation, changes in interest rates, lack of liquidity in the bond or equity markets, volatility in the equities markets or adverse investor sentiment could cause the value of your investment in the Fund to decline. The market value of the securities in which the Fund invests may go up or down in response to the prospects of particular sectors or governments and/or general economic conditions throughout the world due to increasingly interconnected global economies and financial markets.

MID CAP STOCK RISK is the risk that stocks of mid-sized companies may be subject to more abrupt or erratic market movements than stocks of larger, more established companies. Mid-sized companies may have limited product lines or financial resources, and may be dependent upon a particular niche of the market.

REAL ESTATE SECURITIES CONCENTRATION RISK is the risk that investments in securities of real estate companies will make the Fund more susceptible to risks associated with the ownership of real estate and with the real estate industry in general. Real estate companies may have lower trading volumes and may be subject to more abrupt or erratic price movements than the overall securities markets. The value of real estate securities may underperform other sectors of the economy or broader equity markets. To the extent that the Fund concentrates its investments in the real estate sector, it may be subject to greater risk of loss than if it were diversified across different industry sectors.

REIT RISK is the risk that the Fund's investments will be affected by factors affecting REITs and the real estate sector generally. Investing in REITs involves certain unique risks in addition to those risks associated with investing in the real estate industry in general. These risks include possible declines in the value of real estate, possible lack of mortgage funds and unexpected vacancies of properties. REITs that invest in real estate mortgages are also subject to prepayment risks. REITs whose underlying properties are concentrated in a particular industry or geographic region are also subject to risks affecting such industries and regions. REITs are also subject to interest rate risks (especially mortgage REITs) and liquidity risks. By investing in REITs through the Fund, a shareholder will bear expenses of the REITs in addition to expenses of the Fund.

SMALL CAP STOCK RISK is the risk that stocks of smaller companies may be subject to more abrupt or erratic market movements than stocks of larger, more established companies. Small companies may have limited product lines or financial resources, or may be dependent upon a small or inexperienced management group, and their securities may trade less frequently and in lower volume than the securities of larger companies, which could lead to higher transaction costs. Generally, the smaller the company size, the greater the risk.

GLOBAL REAL ESTATE INDEX FUND

TRACKING RISK is the risk that the Fund's performance may vary substantially from the performance of the benchmark index it tracks as a result of share purchases and redemptions, transaction costs, expenses and other factors.

VALUATION RISK is the risk that the sale price the Fund could receive for a portfolio security may differ from the Fund's valuation of the security, particularly for securities that trade in low volume or volatile markets or that are valued using a fair value methodology. In addition, the value of the securities in the Fund's portfolio may change on days when shareholders will not be able to purchase or sell the Fund's shares.

As with any mutual fund, it is possible to lose money on an investment in the Fund. An investment in the Fund is not a deposit of any bank and is not insured or guaranteed by the Federal Deposit Insurance Corporation, any other government agency, or The Northern Trust Company, its affiliates, subsidiaries or any other bank.

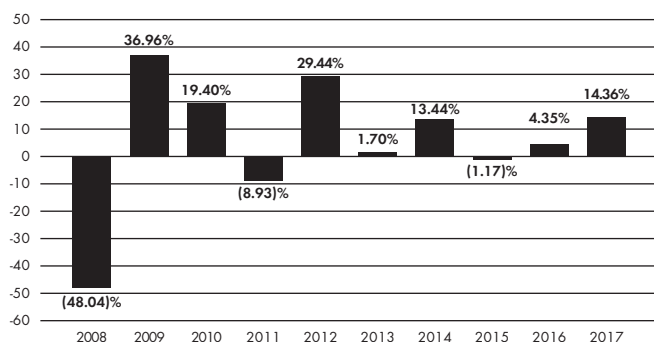
FUND PERFORMANCE

The bar chart and table that follow provide an indication of the risks of investing in the Fund by showing (A) changes in the performance of the Fund from year to year, and (B) how the average annual total returns of the Fund compare to those of a broad-based securities market index.

The Fund's past performance, before and after taxes, is not necessarily an indication of how the Fund will perform in the future.

Updated performance information for the Fund is available and may be obtained on the Fund's website at northerntrust.com/funds or by calling 800-595-9111.

CALENDAR YEAR TOTAL RETURN*



* Year to date total return for the six months ended June 30, 2018 is (0.32)%. For the periods shown in the bar chart above, the highest quarterly return was 36.26% in the second quarter of 2009, and the lowest quarterly return was (33.21)% in the fourth quarter of 2008.

AVERAGE ANNUAL TOTAL RETURN

(For the periods ended December 31, 2017)

	Inception Date	1-Year	5-Years	10-Years	Since Inception
Global Real Estate Index Fund	7/26/06				
Returns before taxes		14.36%	6.35%	3.14%	3.76%
Returns after taxes on distributions		13.07%	5.11%	2.05%	2.70%
Returns after taxes on distributions and sale of Fund shares		8.11%	4.39%	1.95%	2.50%
MSCI® ACWI® IMI Core Real Estate Index (reflects no deduction for fees, expenses, or taxes)		14.54%	6.94%	3.45%	6.00%
FTSE EPRA/NAREIT Global Index (reflects no deduction for fees, expenses, or taxes)*		13.99%	6.22%	3.11%	4.04%

After-tax returns are calculated using the historical highest individual federal marginal income tax rates and do not reflect the impact of state and local taxes. Actual after-tax returns depend on an investor's tax situation and may differ from those shown. After-tax returns shown are not relevant to investors who hold their shares through tax-deferred arrangements, such as 401(k) plans or individual retirement accounts.

* Effective July 31, 2018, the benchmark for the Fund changed from the FTSE EPRA/NAREIT Global Index to the MSCI® ACWI® IMI Core Real Estate Index in order to better align the Fund's underlying index with the Investment Adviser's view of the investable universe in the real estate sector and to provide additional representation of real estate investment trusts and broader market capitalization.

MANAGEMENT

INVESTMENT ADVISER AND PORTFOLIO MANAGER. Northern Trust Investments, Inc. ("NTI"), a subsidiary of Northern Trust Corporation, serves as the investment adviser of the Global Real Estate Index Fund. Thomas E. O'Brien, CFA, Vice President of Northern Trust Investments, Inc., has been a manager of the Fund since March 2008. The Northern Trust Company, an affiliate of Northern Trust Investments, Inc., serves as transfer agent, custodian and sub-administrator to the Fund.

PURCHASE AND SALE OF FUND SHARES

You may open an account directly with Northern Funds (the "Trust") with a minimum initial investment of \$2,500 in the Fund (\$500 for an IRA; \$250 under the Automatic Investment Plan; and \$500 for employees of Northern Trust and its affiliates). The minimum subsequent investment is \$50 (except for reinvestments of distributions for which there is no

minimum). The Fund reserves the right to waive these minimums. You may also purchase Fund shares through your account at Northern Trust (or an affiliate) or an authorized intermediary.

On any business day, you may sell (redeem) or exchange shares through your account by contacting your Northern Trust account representative or authorized intermediary. If you purchase shares directly from the Trust, you may sell (redeem) or exchange your shares in one of the following ways:

- By Mail – Send a written request to: Northern Funds, P.O. Box 75986, Chicago, Illinois 60675-5986.
- By Telephone – Authorize the telephone privilege on your New Account Application. Call 800-595-9111 to use the telephone privilege.
- By Wire – Authorize wire redemptions on your New Account Application and have proceeds sent by federal wire transfer to a previously designated bank account (the minimum redemption amount by this method is \$250). You will be charged \$15 for each wire redemption unless the designated bank account is maintained at Northern Trust or an affiliated bank. Call 800-595-9111 for instructions.
- By Systematic Withdrawal – If you own shares of the Fund with a minimum value of \$10,000, you may elect to have a fixed sum redeemed at regular intervals and distributed in cash or reinvested in one or more other funds of the Trust. Call 800-595-9111 for an application form and additional information. The minimum amount is \$250 per withdrawal.
- By Exchange – Complete the Exchange Privilege section of your New Account Application to exchange shares of one fund in the Trust for shares of another fund in the Trust.

Shares being exchanged must have a value of at least \$1,000 (\$2,500 if a new account is being established by the exchange, \$500 if the new account is an IRA). Call 800-595-9111 for more information.

- By Internet – You may initiate transactions between Northern Trust banking and Fund accounts by using Northern Trust Private Passport. For details and to sign up for this service, go to northerntrust.com/funds or contact your Relationship Manager.

TAX INFORMATION

The Fund's distributions are generally taxable to you as ordinary income, qualified dividend income, capital gains, or a combination of the three, unless you are investing through a tax-exempt or tax-deferred arrangement, such as a 401(k) plan or an individual retirement account. Distributions may be taxable upon withdrawal from tax-deferred accounts.

PAYMENTS TO BROKERS-DEALERS AND OTHER FINANCIAL INTERMEDIARIES

If you purchase the Fund through a broker-dealer or other financial intermediary (such as a bank), the Fund and its related companies may pay the intermediary for the sale of Fund shares and related services. These payments may create a conflict of interest by influencing the broker-dealer or other intermediary and your salesperson to recommend the Fund over another investment. Ask your salesperson or visit your financial intermediary's website for more information.

GLOBAL SUSTAINABILITY INDEX FUND

INVESTMENT OBJECTIVE

The Fund seeks to provide investment results approximating the overall performance of the securities included in the MSCI World ESG Leaders IndexSM.

FEES AND EXPENSES OF THE FUND

This table describes the fees and expenses that you may pay if you buy and hold shares of the Fund.

Shareholder Fees (fees paid directly from your investment)

Maximum Sales Charge (Load) Imposed on Purchases (as a percentage of offering price)	None
--	------

Redemption Fee (within 30 days of purchase) (as a percentage of amount redeemed, if applicable)	2.00%
---	-------

Annual Fund Operating Expenses (expenses that you pay each year as a percentage of the value of your investment)

Management Fees	0.18%
-----------------	-------

Other Expenses	0.16%
----------------	-------

Transfer Agent Fees	0.02%
---------------------	-------

Other Operating Expenses	0.14%
--------------------------	-------

Total Annual Fund Operating Expenses	0.34%
---	--------------

Expense Reimbursement ⁽¹⁾	(0.04)%
--------------------------------------	---------

Total Annual Fund Operating Expenses After Expense Reimbursement	0.30%
---	--------------

⁽¹⁾ Northern Trust Investments, Inc. has contractually agreed to reimburse a portion of the operating expenses of the Fund (other than certain excepted expenses, i.e., Acquired Fund Fees and Expenses, the compensation paid to each Independent Trustee of the Trust, expenses of third party consultants engaged by the Board of Trustees, membership dues paid to the Investment Company Institute and Mutual Fund Directors Forum, expenses in connection with the negotiation and renewal of the revolving credit facility, extraordinary expenses and interest) to the extent the "Total Annual Fund Operating Expenses" exceed 0.30%. The "Total Annual Fund Operating Expenses After Expense Reimbursement" may be higher than the contractual limitation as a result of the excepted expenses that are not reimbursed. This contractual limitation may not be terminated before July 31, 2019 without the approval of the Board of Trustees.

EXAMPLE

The following Example is intended to help you compare the cost of investing in the Fund with the cost of investing in other mutual funds. The Example assumes that you invest \$10,000 in the Fund for the time periods indicated and then redeem all of your shares at the end of those periods. The Example also assumes that your investment has a 5% return each year and that the Fund's operating expenses remain the same. Although your actual costs may be higher or lower, based on these assumptions your costs would be:

1 Year	3 Years	5 Years	10 Years
\$31	\$105	\$187	\$427

PORTFOLIO TURNOVER. The Fund pays transaction costs, such as commissions, when it buys and sells securities (or "turns over" its portfolio). A higher portfolio turnover rate may indicate higher transaction costs and may result in higher taxes when Fund shares are held in a taxable account. These costs, which are not reflected in annual portfolio operating expenses or in the Example, affect the Fund's performance. During the most recent fiscal year, the Fund's portfolio turnover rate was 5.64% of the average value of its portfolio.

PRINCIPAL INVESTMENT STRATEGIES

Under normal circumstances, the Fund will invest substantially all (and at least 80%) of its net assets in equity securities included in the MSCI World ESG Leaders IndexSM, in weightings that approximate the relative composition of the securities contained in the MSCI World ESG Leaders Index.

The MSCI World ESG Leaders Index is a free float-adjusted, market capitalization-weighted index comprised of large- and mid-capitalization developed market companies in Asia-Pacific, Europe and the Middle East, Canada and the United States. The Index holds a broad, diversified set of global companies, selected based on regional sector rankings of environmental, social and governance performance. As of May 31, 2018, the MSCI World ESG Leaders Index consisted of issuers from the following 23 developed market countries: Australia, Austria, Belgium, Canada, Denmark, Finland, France, Germany, Hong Kong, Ireland, Israel, Italy, Japan, the Netherlands, New Zealand, Norway, Portugal, Singapore, Spain, Sweden, Switzerland, the United Kingdom and the United States. As of May 31, 2018, the MSCI World ESG Leaders Index comprised of 803 issuers, and the market capitalization of the companies in the MSCI World ESG Leaders Index was between \$874.6 million and \$724.4 billion. It is rebalanced quarterly.

The MSCI World ESG Leaders Index includes the highest-ranked companies in each regional sector based on environmental, social and governance screening and research criteria applied by the index provider. Rankings are based on qualitative and quantitative analysis. The MSCI World ESG Leaders Index has no automatic industry exclusions.

For companies involved in alcohol, gambling, firearms, nuclear power, tobacco and weapons manufacturing, the index provider conducts case-by-case evaluations to determine MSCI World ESG Leaders Index inclusion/exclusion eligibility. The index provider analyzes companies involved in alcohol and gambling to determine how and to what extent their commercial activities contribute to social problems caused by gambling and alcohol abuse. The index provider analyzes

companies involved in nuclear power generation to determine how and to what extent their commercial activities promulgate risks associated with nuclear power production, plant safety, security and waste disposal. The index provider evaluates tobacco manufacturers in the context of the social problems associated with tobacco including addiction, second-hand smoke and the negative external costs tied to tobacco-related illness. It weighs heavily the large negative impact on society of tobacco products when evaluating a tobacco manufacturer's overall sustainability performance. The index provider evaluates military weapons contractors and firearms companies in terms of the types of weapons they produce or for which they supply components. The index provider also considers their role in the global arms trade, contribution to global weapons proliferation and lobbying and contracting practices.

The Fund is passively managed, which means it tries to duplicate the investment composition and performance of the MSCI World ESG Leaders Index using computer programs and statistical procedures. The Fund's investment adviser will buy and sell securities in response to changes in the MSCI World ESG Leaders Index. The Fund will have fees and transaction expenses while the MSCI World ESG Leaders Index has none. Therefore, the Fund's returns may be below those of the MSCI World ESG Leaders Index.

The Fund invests in substantially all of the securities in the MSCI World ESG Leaders Index in approximately the same proportions as the index (i.e., replication). The proportions of the Fund's assets allocated to each country will approximate and vary with the relative country weights and countries included in the MSCI World ESG Leaders Index.

The Fund's investment adviser expects that, under normal circumstances, the quarterly performance of the Fund, before expenses, will track the performance of the MSCI World ESG Leaders Index within a 0.95 correlation coefficient.

Morgan Stanley Capital International, Inc. ("MSCI") does not endorse any of the securities in the MSCI World ESG Leaders Index. It is not a sponsor of the Global Sustainability Index Fund and is not affiliated with the Fund in any way.

PRINCIPAL RISKS

CURRENCY RISK is the risk that foreign currencies, securities that trade in or receive revenues in foreign currencies, or derivatives that provide exposure to foreign currencies will fluctuate in value relative to the U.S. dollar, adversely affecting the value of the Fund's investments and its returns. Because the Fund's net asset value is determined on the basis of U.S. dollars, you may lose money if the local currency of a foreign market depreciates against the U.S. dollar, even if the market value of

the Fund's holdings appreciates. In addition, fluctuations in the exchange values of currencies could affect the economy or particular business operations of companies in a geographic region in which the Fund invests, causing an adverse impact on the Fund's investments in the affected region.

CYBERSECURITY RISK is the risk of an unauthorized breach and access to fund assets, customer data (including private shareholder information), or proprietary information, or the risk of an incident occurring that causes the Fund, the investment adviser, custodian, transfer agent, distributor and other service providers and financial intermediaries to suffer data breaches, data corruption or lose operational functionality. Successful cyber-attacks or other cyber-failures or events affecting the Fund or its service providers may adversely impact the Fund or its shareholders.

DEPOSITORY RECEIPTS RISK. Foreign securities may trade in the form of Depositary Receipts. In addition to investment risks associated with the underlying issuer, Depositary Receipts may expose the Fund to additional risks associated with non-uniform terms that apply to Depositary Receipt programs, including credit exposure to the depository bank and to the sponsors and other parties with whom the depository bank establishes the programs, currency, political, economic, market and liquidity risks. Depositary Receipts are generally subject to the same risks as the foreign securities that they evidence or into which they may be converted. Depositary Receipts may not track the price of the underlying foreign securities on which they are based, may have limited voting rights, and may have a distribution subject to a fee charged by the depository. As a result, equity shares of the underlying issuer may trade at a discount or premium to the market price of the Depositary Receipts.

FOREIGN SECURITIES RISK is the risk that investing in foreign (non-U.S.) securities may result in the Fund experiencing more rapid and extreme changes in value than a fund that invests exclusively in securities of U.S. companies, due to less liquid markets and adverse economic, political, diplomatic, financial, and regulatory events. Foreign governments also may impose limits on investment and repatriation and impose taxes. Any of these events could cause the value of the Fund's investments to decline. To the extent that the Fund's assets are concentrated in a single country or geographic region, the Fund will be subject to the risks associated with that particular country or region.

GEOGRAPHIC AND SECTOR RISK is the risk that if the Fund invests a significant portion of its total assets in certain issuers within the same geographic region or economic sector, an adverse economic, business or political development affecting that region or sector may affect the value of the Fund's investments more than if the Fund's investments were not so concentrated.

GLOBAL SUSTAINABILITY INDEX FUND

LARGE CAP STOCK RISK is the risk that large-capitalization stocks as a group could fall out of favor with the market, causing the fund to underperform investments that focus solely on small- or medium-capitalization stocks.

MANAGEMENT RISK is the risk that a strategy used by the Fund's investment adviser may fail to produce the intended results or that imperfections, errors or limitations in the tools and data used by the investment adviser may cause unintended results.

MARKET RISK is the risk that general market conditions, such as real or perceived adverse economic or political conditions, inflation, changes in interest rates, lack of liquidity in the bond or equity markets, volatility in the equities markets or adverse investor sentiment could cause the value of your investment in the Fund to decline. The market value of the securities in which the Fund invests may go up or down in response to the prospects of particular sectors or governments and/or general economic conditions throughout the world due to increasingly interconnected global economies and financial markets.

MID CAP STOCK RISK is the risk that stocks of mid-sized companies may be subject to more abrupt or erratic market movements than stocks of larger, more established companies. Mid-sized companies may have limited product lines or financial resources, and may be dependent upon a particular niche of the market.

SOCIALLY RESPONSIBLE INVESTMENT RISK is the risk that the socially responsible investment policies of the MSCI World ESG Leaders Index may restrict the investments available to the Fund. This may affect the Fund's exposure to certain companies or industries and cause the Fund to forego certain investment opportunities. This could cause the Fund to underperform similar funds that do not have a social responsibility objective. The Fund seeks to identify companies that it believes may have a societal impact outcome, but investors may differ in their views of what constitutes positive or negative societal impact outcomes. The Fund may invest in companies that do not reflect the beliefs of any particular investor.

TRACKING RISK is the risk that the Fund's performance may vary substantially from the performance of the benchmark index it tracks as a result of share purchases and redemptions, transaction costs, expenses and other factors.

As with any mutual fund, it is possible to lose money on an investment in the Fund. An investment in the Fund is not a deposit of any bank and is not insured or guaranteed by the Federal Deposit Insurance Corporation, any other government agency, or The Northern Trust Company, its affiliates, subsidiaries or any other bank.

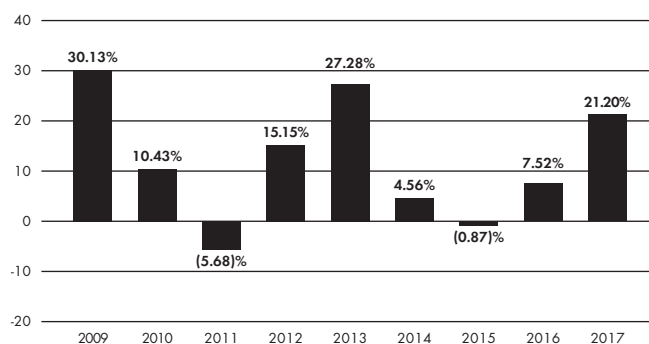
FUND PERFORMANCE

The bar chart and table that follow provide an indication of the risks of investing in the Fund by showing (A) changes in the performance of the Fund from year to year, and (B) how the average annual total returns of the Fund compare to those of a broad-based securities market index.

The Fund's past performance, before and after taxes, is not necessarily an indication of how the Fund will perform in the future.

Updated performance information for the Fund is available and may be obtained on the Fund's website at northerntrust.com/funds or by calling 800-595-9111.

CALENDAR YEAR TOTAL RETURN*



* Year to date total return for the six months ended June 30, 2018 is 0.14%. For the period shown in the bar chart above, the highest quarterly return was 21.53% in the second quarter of 2009, and the lowest quarterly return was (16.40)% in the third quarter of 2011.

AVERAGE ANNUAL TOTAL RETURN

(For the periods ended December 31, 2017)

	Inception Date	1-Year	5-Years	Since Inception
Global Sustainability Index Fund	3/5/08			
Returns before taxes		21.20%	11.45%	5.91%
Returns after taxes on distributions		20.29%	10.73%	5.42%
Returns after taxes on distributions and sale of Fund shares		12.69%	9.05%	4.70%
MSCI World ESG Leaders Index (reflects no deduction for fees, expenses, or taxes)		20.98%	11.41%	6.05%

After-tax returns are calculated using the historical highest individual federal marginal income tax rates and do not reflect the impact of state and local taxes. Actual after-tax returns depend on an investor's tax situation and may differ from those shown. After-tax returns shown are not relevant to investors who hold their shares through tax-deferred arrangements, such as 401(k) plans or individual retirement accounts.

MANAGEMENT

INVESTMENT ADVISER AND PORTFOLIO MANAGER. Northern Trust Investments, Inc. (“NTI”), a subsidiary of Northern Trust Corporation, serves as the investment adviser of the Global Sustainability Index Fund. Thomas E. O’Brien, CFA, Vice President of Northern Trust Investments, Inc., has been a manager of the Fund since March 2008. The Northern Trust Company, an affiliate of Northern Trust Investments, Inc., serves as transfer agent, custodian and sub-administrator to the Fund.

PURCHASE AND SALE OF FUND SHARES

You may open an account directly with Northern Funds (the “Trust”) with a minimum initial investment of \$2,500 in the Fund (\$500 for an IRA; \$250 under the Automatic Investment Plan; and \$500 for employees of Northern Trust and its affiliates). The minimum subsequent investment is \$50 (except for reinvestments of distributions for which there is no minimum). The Fund reserves the right to waive these minimums. You may also purchase Fund shares through your account at Northern Trust (or an affiliate) or an authorized intermediary.

On any business day, you may sell (redeem) or exchange shares through your account by contacting your Northern Trust account representative or authorized intermediary. If you purchase shares directly from the Trust, you may sell (redeem) or exchange your shares in one of the following ways:

- By Mail – Send a written request to: Northern Funds, P.O. Box 75986, Chicago, Illinois 60675-5986.
- By Telephone – Authorize the telephone privilege on your New Account Application. Call 800-595-9111 to use the telephone privilege.
- By Wire – Authorize wire redemptions on your New Account Application and have proceeds sent by federal wire transfer to a previously designated bank account (the minimum redemption amount by this method is \$250). You will be charged \$15 for each wire redemption unless the designated bank account is maintained at Northern Trust or an affiliated bank. Call 800-595-9111 for instructions.

- By Systematic Withdrawal – If you own shares of the Fund with a minimum value of \$10,000, you may elect to have a fixed sum redeemed at regular intervals and distributed in cash or reinvested in one or more other funds of the Trust. Call 800-595-9111 for an application form and additional information. The minimum amount is \$250 per withdrawal.
- By Exchange – Complete the Exchange Privilege section of your New Account Application to exchange shares of one fund in the Trust for shares of another fund in the Trust. Shares being exchanged must have a value of at least \$1,000 (\$2,500 if a new account is being established by the exchange, \$500 if the new account is an IRA). Call 800-595-9111 for more information.
- By Internet – You may initiate transactions between Northern Trust banking and Fund accounts by using Northern Trust Private Passport. For details and to sign up for this service, go to northerntrust.com/funds or contact your Relationship Manager.

TAX INFORMATION

The Fund’s distributions are generally taxable to you as ordinary income, qualified dividend income, capital gains, or a combination of the three, unless you are investing through a tax-exempt or tax-deferred arrangement, such as a 401(k) plan or an individual retirement account. Distributions may be taxable upon withdrawal from tax-deferred accounts.

PAYMENTS TO BROKERS-DEALERS AND OTHER FINANCIAL INTERMEDIARIES

If you purchase the Fund through a broker-dealer or other financial intermediary (such as a bank), the Fund and its related companies may pay the intermediary for the sale of Fund shares and related services. These payments may create a conflict of interest by influencing the broker-dealer or other intermediary and your salesperson to recommend the Fund over another investment. Ask your salesperson or visit your financial intermediary’s website for more information.

INTERNATIONAL EQUITY INDEX FUND

INVESTMENT OBJECTIVE

The Fund seeks to provide investment results approximating the aggregate price and dividend performance of the securities included in the MSCI EAFE[®] Index.

FEES AND EXPENSES OF THE FUND

This table describes the fees and expenses that you may pay if you buy and hold shares of the Fund.

Shareholder Fees (fees paid directly from your investment)

Maximum Sales Charge (Load) Imposed on Purchases (as a percentage of offering price)	None
--	------

Redemption Fee (within 30 days of purchase) (as a percentage of amount redeemed, if applicable)	2.00%
---	-------

Annual Fund Operating Expenses (expenses that you pay each year as a percentage of the value of your investment)

Management Fees	0.18%
-----------------	-------

Other Expenses	0.12%
----------------	-------

Transfer Agent Fees	0.02%
---------------------	-------

Other Operating Expenses	0.10%
--------------------------	-------

Total Annual Fund Operating Expenses	0.30%
---	--------------

Expense Reimbursement ⁽¹⁾	(0.05)%
--------------------------------------	---------

Total Annual Fund Operating Expenses After Expense Reimbursement	0.25%
---	--------------

⁽¹⁾ Northern Trust Investments, Inc. has contractually agreed to reimburse a portion of the operating expenses of the Fund (other than certain excepted expenses, i.e., Acquired Fund Fees and Expenses, the compensation paid to each Independent Trustee of the Trust, expenses of third party consultants engaged by the Board of Trustees, membership dues paid to the Investment Company Institute and Mutual Fund Directors Forum, expenses in connection with the negotiation and renewal of the revolving credit facility, extraordinary expenses and interest) to the extent the "Total Annual Fund Operating Expenses" exceed 0.25%. The "Total Annual Fund Operating Expenses After Expense Reimbursement" may be higher than the contractual limitation as a result of the excepted expenses that are not reimbursed. This contractual limitation may not be terminated before July 31, 2019 without the approval of the Board of Trustees.

EXAMPLE

The following Example is intended to help you compare the cost of investing in the Fund with the cost of investing in other mutual funds. The Example assumes that you invest \$10,000 in the Fund for the time periods indicated and then redeem all of your shares at the end of those periods. The Example also assumes that your investment has a 5% return each year and that the Fund's operating expenses remain the same. Although your actual costs may be higher or lower, based on these assumptions your costs would be:

1 Year	3 Years	5 Years	10 Years
\$26	\$91	\$164	\$376

PORTFOLIO TURNOVER. The Fund pays transaction costs, such as commissions, when it buys and sells securities (or "turns over" its portfolio). A higher portfolio turnover rate may indicate higher transaction costs and may result in higher taxes when Fund shares are held in a taxable account. These costs, which are not reflected in annual portfolio operating expenses or in the Example, affect the Fund's performance. During the most recent fiscal year, the Fund's portfolio turnover rate was 31.54% of the average value of its portfolio.

PRINCIPAL INVESTMENT STRATEGIES

Under normal circumstances, the Fund will invest substantially all (and at least 80%) of its net assets in the equity securities included in the MSCI EAFE[®] Index, in weightings that approximate the relative composition of the securities contained in the MSCI EAFE Index, and in MSCI EAFE Index futures approved by the Commodity Futures Trading Commission.

The MSCI EAFE Index is a free float-adjusted market capitalization index that is designed to measure the equity market performance of developed markets, excluding the United States and Canada. As of May 31, 2018, the MSCI EAFE Index consisted of the following 21 developed market country indices: Australia, Austria, Belgium, Denmark, Finland, France, Germany, Hong Kong, Ireland, Israel, Italy, Japan, the Netherlands, New Zealand, Norway, Portugal, Singapore, Spain, Sweden, Switzerland, and the United Kingdom. As of May 31, 2018, the MSCI EAFE Index comprised of 923 issuers with market capitalizations ranging from approximately \$874.6 million to \$235.5 billion. It is rebalanced quarterly.

The Fund is passively managed, which means it tries to duplicate the investment composition and performance of the MSCI EAFE Index by using computer programs and statistical procedures. The Fund's investment adviser will buy and sell securities in response to changes in the MSCI EAFE Index. Because the Fund will have fees and transaction expenses (while the MSCI EAFE Index has none), returns are likely to be below those of the MSCI EAFE Index.

The Fund invests in substantially all of the securities in the MSCI EAFE Index in approximately the same proportions as the index (i.e., replication). Because the proportion of assets allocated to each country will approximate the relative country weights in the MSCI EAFE Index, more than 25% of the Fund's assets may be invested in a single country (such as the United Kingdom and Japan). This may make the Fund's performance

more dependent upon the performance of a single country than if the Fund allocated its assets among issuers in a larger number of countries.

The Fund's investment adviser expects that, under normal circumstances, the quarterly performance of the Fund, before expenses, will track the performance of the MSCI EAFE Index within a 0.95 correlation coefficient.

Morgan Stanley Capital International ("MSCI") does not endorse any of the securities in the MSCI EAFE Index. It is not a sponsor of the International Equity Index Fund and is not affiliated with the Fund in any way.

PRINCIPAL RISKS

CURRENCY RISK is the risk that foreign currencies, securities that trade in or receive revenues in foreign currencies, or derivatives that provide exposure to foreign currencies will fluctuate in value relative to the U.S. dollar, adversely affecting the value of the Fund's investments and its returns. Because the Fund's net asset value ("NAV") is determined on the basis of U.S. dollars, you may lose money if the local currency of a foreign market depreciates against the U.S. dollar, even if the market value of the Fund's holdings appreciates. In addition, fluctuations in the exchange values of currencies could affect the economy or particular business operations of companies in a geographic region in which the Fund invests, causing an adverse impact on the Fund's investments in the affected region.

CYBERSECURITY RISK is the risk of an unauthorized breach and access to fund assets, customer data (including private shareholder information), or proprietary information, or the risk of an incident occurring that causes the Fund, the investment adviser, custodian, transfer agent, distributor and other service providers and financial intermediaries to suffer data breaches, data corruption or lose operational functionality. Successful cyber-attacks or other cyber-failures or events affecting the Fund or its service providers may adversely impact the Fund or its shareholders.

FINANCIAL SECTOR RISK is the risk that the Fund will be impacted by events affecting the financial sector if it invests a relatively large percentage of its assets in that sector, adversely affecting the Fund's performance. The financial sector can be significantly affected by changes in interest rates, government regulation, the rate of corporate and consumer debt defaulted, price competition, and the availability and cost of capital.

FOREIGN SECURITIES RISK is the risk that investing in foreign (non-U.S.) securities may result in the Fund experiencing more rapid and extreme changes in value than a fund that invests exclusively in securities of U.S. companies, due to less liquid

markets and adverse economic, political, diplomatic, financial, and regulatory events. Foreign governments also may impose limits on investment and repatriation and impose taxes. Any of these events could cause the value of the Fund's investments to decline. To the extent that the Fund's assets are concentrated in a single country or geographic region, the Fund will be subject to the risks associated with that particular country or region.

GEOGRAPHIC AND SECTOR RISK is the risk that if the Fund invests a significant portion of its total assets in certain issuers within the same geographic region or economic sector, an adverse economic, business or political development affecting that region or sector may affect the value of the Fund's investments more than if the Fund's investments were not so concentrated.

LARGE CAP STOCK RISK is the risk that large-capitalization stocks as a group could fall out of favor with the market, causing the fund to underperform investments that focus solely on small- or medium-capitalization stocks.

MANAGEMENT RISK is the risk that a strategy used by the Fund's investment adviser may fail to produce the intended results or that imperfections, errors or limitations in the tools and data used by the investment adviser may cause unintended results.

MARKET RISK is the risk that general market conditions, such as real or perceived adverse economic or political conditions, inflation, changes in interest rates, lack of liquidity in the bond or equity markets, volatility in the equities markets or adverse investor sentiment could cause the value of your investment in the Fund to decline. The market value of the securities in which the Fund invests may go up or down in response to the prospects of particular sectors or governments and/or general economic conditions throughout the world due to increasingly interconnected global economies and financial markets.

MID CAP STOCK RISK is the risk that stocks of mid-sized companies may be subject to more abrupt or erratic market movements than stocks of larger, more established companies. Mid-sized companies may have limited product lines or financial resources, and may be dependent upon a particular niche of the market.

SMALL CAP STOCK RISK is the risk that stocks of smaller companies may be subject to more abrupt or erratic market movements than stocks of larger, more established companies. Small companies may have limited product lines or financial resources, or may be dependent upon a small or inexperienced management group, and their securities may trade less frequently and in lower volume than the securities of larger companies, which could lead to higher transaction costs. Generally, the smaller the company size, the greater the risk.

INTERNATIONAL EQUITY INDEX FUND

TRACKING RISK is the risk that the Fund's performance may vary substantially from the performance of the benchmark index it tracks as a result of share purchases and redemptions, transaction costs, expenses and other factors.

VALUATION RISK is the risk that the sale price the Fund could receive for a portfolio security may differ from the Fund's valuation of the security, particularly for securities that trade in low volume or volatile markets or that are valued using a fair value methodology. In addition, the value of the securities in the Fund's portfolio may change on days when shareholders will not be able to purchase or sell the Fund's shares.

As with any mutual fund, it is possible to lose money on an investment in the Fund. An investment in the Fund is not a deposit of any bank and is not insured or guaranteed by the Federal Deposit Insurance Corporation, any other government agency, or The Northern Trust Company, its affiliates, subsidiaries or any other bank.

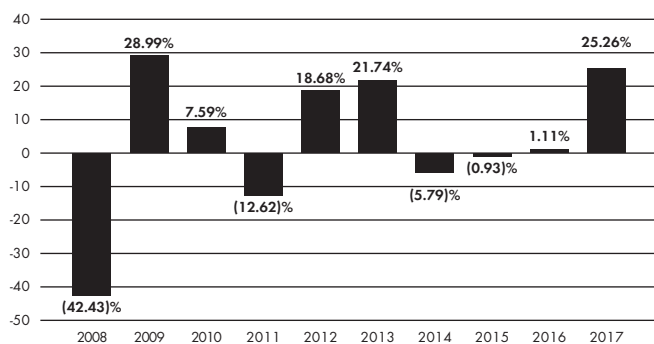
FUND PERFORMANCE

The bar chart and table that follow provide an indication of the risks of investing in the Fund by showing (A) changes in the performance of the Fund from year to year, and (B) how the average annual total returns of the Fund compare to those of a broad-based securities market index.

The Fund's past performance, before and after taxes, is not necessarily an indication of how the Fund will perform in the future.

Updated performance information for the Fund is available and may be obtained on the Fund's website at northerntrust.com/funds or by calling 800-595-9111.

CALENDAR YEAR TOTAL RETURN*



* Year to date total return for the six months ended June 30, 2018 is (2.56)%. For the periods shown in the bar chart above, the highest quarterly return was 25.37% in the second quarter of 2009, and the lowest quarterly return was (20.36)% in the third quarter of 2011.

AVERAGE ANNUAL TOTAL RETURN

(For the periods ended December 31, 2017)

	Inception Date	1-Year	5-Year	10-Year	Since Inception
International Equity Index Fund	3/22/05				
Returns before taxes		25.26%	7.55%	1.78%	4.91%
Returns after taxes on distributions		24.53%	6.97%	1.30%	4.40%
Returns after taxes on distributions and sale of Fund shares		14.87%	5.98%	1.40%	3.99%
MSCI EAFE Index (reflects no deduction for fees, expenses, or taxes)		25.03%	7.90%	1.94%	5.15%

After-tax returns are calculated using the historical highest individual federal marginal income tax rates and do not reflect the impact of state and local taxes. Actual after-tax returns depend on an investor's tax situation and may differ from those shown. After-tax returns shown are not relevant to investors who hold their shares through tax-deferred arrangements, such as 401(k) plans or individual retirement accounts.

In calculating the federal income taxes due on redemptions, capital gains taxes resulting from redemptions are subtracted from the redemption proceeds and the tax benefits from capital losses resulting from the redemptions are added to the redemption proceeds. Under certain circumstances, the addition of the tax benefits from capital losses resulting from redemptions may cause the Returns after taxes on distributions and sale of fund shares to be greater than the Returns after taxes on distributions or even the Returns before taxes.

MANAGEMENT

INVESTMENT ADVISER AND PORTFOLIO MANAGER. Northern Trust Investments, Inc. ("NTI"), a subsidiary of Northern Trust Corporation, serves as the investment adviser of the International Equity Index Fund. Steven J. Santiccioli, Vice President of Northern Trust Investments, Inc., has been a manager of the Fund since July 2007. The Northern Trust Company, an affiliate of Northern Trust Investments, Inc., serves as transfer agent, custodian and sub-administrator to the Fund.

PURCHASE AND SALE OF FUND SHARES

You may open an account directly with Northern Funds (the "Trust") with a minimum initial investment of \$2,500 in the Fund (\$500 for an IRA; \$250 under the Automatic Investment Plan; and \$500 for employees of Northern Trust and its affiliates). The minimum subsequent investment is \$50 (except for reinvestments of distributions for which there is no minimum). The Fund reserves the right to waive these

minimums. You may also purchase Fund shares through your account at Northern Trust (or an affiliate) or an authorized intermediary.

On any business day, you may sell (redeem) or exchange shares through your account by contacting your Northern Trust account representative or authorized intermediary. If you purchase shares directly from the Trust, you may sell (redeem) or exchange your shares in one of the following ways:

- By Mail – Send a written request to: Northern Funds, P.O. Box 75986, Chicago, Illinois 60675-5986.
- By Telephone – Authorize the telephone privilege on your New Account Application. Call 800-595-9111 to use the telephone privilege.
- By Wire – Authorize wire redemptions on your New Account Application and have proceeds sent by federal wire transfer to a previously designated bank account (the minimum redemption amount by this method is \$250). You will be charged \$15 for each wire redemption unless the designated bank account is maintained at Northern Trust or an affiliated bank. Call 800-595-9111 for instructions.
- By Systematic Withdrawal – If you own shares of the Fund with a minimum value of \$10,000, you may elect to have a fixed sum redeemed at regular intervals and distributed in cash or reinvested in one or more other funds of the Trust. Call 800-595-9111 for an application form and additional information. The minimum amount is \$250 per withdrawal.
- By Exchange – Complete the Exchange Privilege section of your New Account Application to exchange shares of one fund in the Trust for shares of another fund in the Trust.

Shares being exchanged must have a value of at least \$1,000 (\$2,500 if a new account is being established by the exchange, \$500 if the new account is an IRA). Call 800-595-9111 for more information.

- By Internet – You may initiate transactions between Northern Trust banking and Fund accounts by using Northern Trust Private Passport. For details and to sign up for this service, go to northerntrust.com/funds or contact your Relationship Manager.

TAX INFORMATION

The Fund's distributions are generally taxable to you as ordinary income, qualified dividend income, capital gains, or a combination of the three, unless you are investing through a tax-exempt or tax-deferred arrangement, such as a 401(k) plan or an individual retirement account. Distributions may be taxable upon withdrawal from tax-deferred accounts.

PAYMENTS TO BROKERS-DEALERS AND OTHER FINANCIAL INTERMEDIARIES

If you purchase the Fund through a broker-dealer or other financial intermediary (such as a bank), the Fund and its related companies may pay the intermediary for the sale of Fund shares and related services. These payments may create a conflict of interest by influencing the broker-dealer or other intermediary and your salesperson to recommend the Fund over another investment. Ask your salesperson or visit your financial intermediary's website for more information.

MID CAP INDEX FUND

INVESTMENT OBJECTIVE

The Fund seeks to provide investment results approximating the overall performance of the common stocks included in the Standard & Poor's MidCap 400® Composite Stock Price Index ("S&P MidCap 400 Index").

FEES AND EXPENSES OF THE FUND

This table describes the fees and expenses that you may pay if you buy and hold shares of the Fund.

Shareholder Fees (fees paid directly from your investment)

None

Annual Fund Operating Expenses (expenses that you pay each year as a percentage of the value of your investment)

Management Fees	0.13%
Other Expenses	0.05%
Transfer Agent Fees	0.02%
Other Operating Expenses	0.03%
Total Annual Fund Operating Expenses	0.18%
Expense Reimbursement ⁽¹⁾	(0.03)%
Total Annual Fund Operating Expenses After Expense Reimbursement	0.15%

⁽¹⁾ Northern Trust Investments, Inc. has contractually agreed to reimburse a portion of the operating expenses of the Fund (other than certain excepted expenses, i.e., Acquired Fund Fees and Expenses, the compensation paid to each Independent Trustee of the Trust, expenses of third party consultants engaged by the Board of Trustees, membership dues paid to the Investment Company Institute and Mutual Fund Directors Forum, expenses in connection with the negotiation and renewal of the revolving credit facility, extraordinary expenses and interest) to the extent the "Total Annual Fund Operating Expenses" exceed 0.15%. The "Total Annual Fund Operating Expenses After Expense Reimbursement" may be higher than the contractual limitation as a result of the excepted expenses, including but not limited to Acquired Fund Fees and Expenses, that are not reimbursed. This contractual limitation may not be terminated before July 31, 2019 without the approval of the Board of Trustees.

EXAMPLE

The following Example is intended to help you compare the cost of investing in the Fund with the cost of investing in other mutual funds. The Example assumes that you invest \$10,000 in the Fund for the time periods indicated and then redeem all of your shares at the end of those periods. The Example also assumes that your investment has a 5% return each year and that the Fund's operating expenses remain the same. Although your actual costs may be higher or lower, based on these assumptions your costs would be:

1 Year	3 Years	5 Years	10 Years
\$15	\$55	\$98	\$227

PORTFOLIO TURNOVER. The Fund pays transaction costs, such as commissions, when it buys and sells securities (or "turns over" its portfolio). A higher portfolio turnover rate may indicate higher transaction costs and may result in higher taxes when Fund shares are held in a taxable account. These costs, which are not reflected in annual portfolio operating expenses or in the Example, affect the Fund's performance. During the most recent fiscal year, the Fund's portfolio turnover rate was 16.02% of the average value of its portfolio.

PRINCIPAL INVESTMENT STRATEGIES

Under normal circumstances, the Fund will invest substantially all (and at least 80%) of its net assets in equity securities included in the S&P MidCap 400® Index, in weightings that approximate the relative composition of securities contained in the S&P MidCap 400 Index, and in S&P MidCap 400 Index futures approved by the Commodity Futures Trading Commission.

The S&P MidCap 400 Index is a free float-adjusted market capitalization index consisting of 400 mid-capitalization stocks selected by S&P Global. The companies chosen for inclusion in the S&P MidCap 400 Index tend to be industry leaders within the U.S. economy as determined by S&P® Global Ratings ("S&P"). However, companies are not selected by S&P for inclusion in the S&P MidCap 400 Index because they are expected to have superior stock price performance relative to the market in general or other stocks in particular. As of May 31, 2018, the market capitalization of the companies in the S&P MidCap 400 Index was between approximately \$565.0 million and \$13.7 billion. It is rebalanced quarterly.

The Fund is passively managed, which means it tries to duplicate the investment composition and performance of the S&P MidCap 400 Index by using computer programs and statistical procedures. The Fund's investment adviser will buy and sell securities in response to changes in the S&P MidCap 400 Index. The Fund invests in substantially all of the securities in the S&P MidCap 400 Index in approximately the same proportion as the index (i.e., replication).

Because the Fund will have fees and transaction expenses (while the S&P MidCap 400 Index has none), returns are likely to be below those of the S&P MidCap 400 Index.

The Fund's investment adviser expects that, under normal circumstances, the quarterly performance of the Fund, before expenses, will track the performance of the S&P MidCap 400 Index within a 0.95 correlation coefficient.

S&P does not endorse any of the securities in the S&P MidCap 400 Index. It is not a sponsor of the Mid Cap Index Fund and is not affiliated with the Fund in any way.

PRINCIPAL RISKS

CYBERSECURITY RISK is the risk of an unauthorized breach and access to fund assets, customer data (including private shareholder information), or proprietary information, or the risk of an incident occurring that causes the Fund, the investment adviser, custodian, transfer agent, distributor and other service providers and financial intermediaries to suffer data breaches, data corruption or lose operational functionality. Successful cyber-attacks or other cyber-failures or events affecting the Fund or its service providers may adversely impact the Fund or its shareholders.

MANAGEMENT RISK is the risk that a strategy used by the Fund's investment adviser may fail to produce the intended results or that imperfections, errors or limitations in the tools and data used by the investment adviser may cause unintended results.

MARKET RISK is the risk that general market conditions, such as real or perceived adverse economic or political conditions, inflation, changes in interest rates, lack of liquidity in the bond or equity markets, volatility in the equities markets or adverse investor sentiment could cause the value of your investment in the Fund to decline. The market value of the securities in which the Fund invests may go up or down in response to the prospects of particular sectors or governments and/or general economic conditions throughout the world due to increasingly interconnected global economies and financial markets.

MID CAP STOCK RISK is the risk that stocks of mid-sized companies may be subject to more abrupt or erratic market movements than stocks of larger, more established companies. Mid-sized companies may have limited product lines or financial resources, and may be dependent upon a particular niche of the market.

SECTOR RISK is the risk that companies in similar businesses may be similarly affected by particular economic or market events, which may, in certain circumstances, cause the value of securities of all companies in a particular sector of the market to decrease. While the Fund may not concentrate in any one industry, the Fund may invest without limitation in a particular market sector.

TRACKING RISK is the risk that the Fund's performance may vary substantially from the performance of the benchmark index it tracks as a result of share purchases and redemptions, transaction costs, expenses and other factors.

As with any mutual fund, it is possible to lose money on an investment in the Fund. An investment in the Fund is not a deposit of any bank and is not insured or guaranteed by the Federal Deposit Insurance Corporation, any other government agency, or The Northern Trust Company, its affiliates, subsidiaries or any other bank.

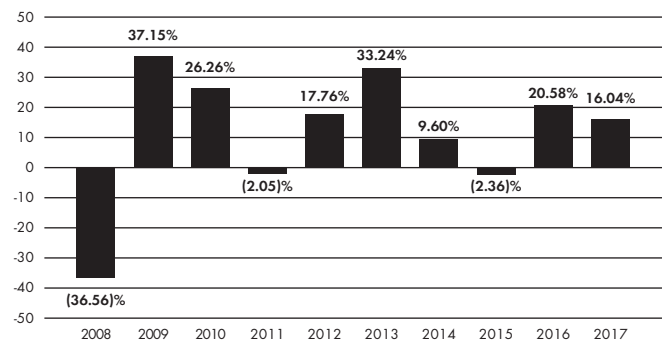
FUND PERFORMANCE

The bar chart and table that follow provide an indication of the risks of investing in the Fund by showing (A) changes in the performance of the Fund from year to year, and (B) how the average annual total returns of the Fund compare to those of a broad-based securities market index.

The Fund's past performance, before and after taxes, is not necessarily an indication of how the Fund will perform in the future.

Updated performance information for the Fund is available and may be obtained on the Fund's website at northerntrust.com/funds or by calling 800-595-9111.

CALENDAR YEAR TOTAL RETURN*



* Year to date total return for the six months ended June 30, 2018 is 3.42%. For the periods shown in the bar chart above, the highest quarterly return was 19.90% in the third quarter of 2009, and the lowest quarterly return was (25.72)% in the fourth quarter of 2008.

AVERAGE ANNUAL TOTAL RETURN

(For the periods ended December 31, 2017)

	Inception Date	1-Year	5-Year	10-Year	Since Inception
Mid Cap Index Fund	3/22/05				
Returns before taxes		16.04%	14.81%	9.72%	9.94%
Returns after taxes on distributions		14.00%	13.04%	8.61%	8.89%
Returns after taxes on distributions and sale of Fund shares		10.54%	11.54%	7.71%	8.04%
S&P MidCap 400 Index (reflects no deduction for fees, expenses, or taxes)		16.24%	15.01%	9.97%	10.25%

After-tax returns are calculated using the historical highest individual federal marginal income tax rates and do not reflect the impact of state and local taxes. Actual after-tax returns depend on an investor's tax situation and may differ from those shown. After-tax returns shown are not relevant to investors who hold their shares through tax-deferred arrangements, such as 401(k) plans or individual retirement accounts.

MID CAP INDEX FUND

MANAGEMENT

INVESTMENT ADVISER AND PORTFOLIO MANAGER. Northern Trust Investments, Inc. (“NTI”), a subsidiary of Northern Trust Corporation, serves as the investment adviser of the Mid Cap Index Fund. Brent D. Reeder, Senior Vice President of Northern Trust Investments, Inc., has been a manager of the Fund since November 2006. The Northern Trust Company, an affiliate of Northern Trust Investments, Inc., serves as transfer agent, custodian and sub-administrator to the Fund.

PURCHASE AND SALE OF FUND SHARES

You may open an account directly with Northern Funds (the “Trust”) with a minimum initial investment of \$2,500 in the Fund (\$500 for an IRA; \$250 under the Automatic Investment Plan; and \$500 for employees of Northern Trust and its affiliates). The minimum subsequent investment is \$50 (except for reinvestments of distributions for which there is no minimum). The Fund reserves the right to waive these minimums. You may also purchase Fund shares through your account at Northern Trust (or an affiliate) or an authorized intermediary.

On any business day, you may sell (redeem) or exchange shares through your account by contacting your Northern Trust account representative or authorized intermediary. If you purchase shares directly from the Trust, you may sell (redeem) or exchange your shares in one of the following ways:

- **By Mail** – Send a written request to: Northern Funds, P.O. Box 75986, Chicago, Illinois 60675-5986.
- **By Telephone** – Authorize the telephone privilege on your New Account Application. Call 800-595-9111 to use the telephone privilege.
- **By Wire** – Authorize wire redemptions on your New Account Application and have proceeds sent by federal wire transfer to a previously designated bank account (the minimum redemption amount by this method is \$250). You will be charged \$15 for each wire redemption unless the designated bank account is maintained at Northern Trust or an affiliated bank. Call 800-595-9111 for instructions.

- **By Systematic Withdrawal** – If you own shares of the Fund with a minimum value of \$10,000, you may elect to have a fixed sum redeemed at regular intervals and distributed in cash or reinvested in one or more other funds of the Trust. Call 800-595-9111 for an application form and additional information. The minimum amount is \$250 per withdrawal.
- **By Exchange** – Complete the Exchange Privilege section of your New Account Application to exchange shares of one fund in the Trust for shares of another fund in the Trust. Shares being exchanged must have a value of at least \$1,000 (\$2,500 if a new account is being established by the exchange, \$500 if the new account is an IRA). Call 800-595-9111 for more information.
- **By Internet** – You may initiate transactions between Northern Trust banking and Fund accounts by using Northern Trust Private Passport. For details and to sign up for this service, go to northerntrust.com/funds or contact your Relationship Manager.

TAX INFORMATION

The Fund’s distributions are generally taxable to you as ordinary income, qualified dividend income, capital gains, or a combination of the three, unless you are investing through a tax-exempt or tax-deferred arrangement, such as a 401(k) plan or an individual retirement account. Distributions may be taxable upon withdrawal from tax-deferred accounts.

PAYMENTS TO BROKERS-DEALERS AND OTHER FINANCIAL INTERMEDIARIES

If you purchase the Fund through a broker-dealer or other financial intermediary (such as a bank), the Fund and its related companies may pay the intermediary for the sale of Fund shares and related services. These payments may create a conflict of interest by influencing the broker-dealer or other intermediary and your salesperson to recommend the Fund over another investment. Ask your salesperson or visit your financial intermediary’s website for more information.

SMALL CAP INDEX FUND

INVESTMENT OBJECTIVE

The Fund seeks to provide investment results approximating the aggregate price and dividend performance of the securities included in the Russell 2000® Index.

FEES AND EXPENSES OF THE FUND

This table describes the fees and expenses that you may pay if you buy and hold shares of the Fund.

Shareholder Fees (fees paid directly from your investment)

None

Annual Fund Operating Expenses (expenses that you pay each year as a percentage of the value of your investment)

Management Fees	0.13%
Other Expenses	0.05%
Transfer Agent Fees	0.02%
Other Operating Expenses	0.03%
Total Annual Fund Operating Expenses	0.18%
Expense Reimbursement ⁽¹⁾	(0.03)%
Total Annual Fund Operating Expenses After Expense Reimbursement	0.15%

⁽¹⁾ Northern Trust Investments, Inc. has contractually agreed to reimburse a portion of the operating expenses of the Fund (other than certain excepted expenses, i.e., Acquired Fund Fees and Expenses, the compensation paid to each Independent Trustee of the Trust, expenses of third party consultants engaged by the Board of Trustees, membership dues paid to the Investment Company Institute and Mutual Fund Directors Forum, expenses in connection with the negotiation and renewal of the revolving credit facility, extraordinary expenses and interest) to the extent the "Total Annual Fund Operating Expenses" exceed 0.15%. The "Total Annual Fund Operating Expenses After Expense Reimbursement" may be higher than the contractual limitation as a result of the excepted expenses that are not reimbursed. This contractual limitation may not be terminated before July 31, 2019 without the approval of the Board of Trustees.

EXAMPLE

The following Example is intended to help you compare the cost of investing in the Fund with the cost of investing in other mutual funds. The Example assumes that you invest \$10,000 in the Fund for the time periods indicated and then redeem all of your shares at the end of those periods. The Example also assumes that your investment has a 5% return each year and that the Fund's operating expenses remain the same. Although your actual costs may be higher or lower, based on these assumptions your costs would be:

1 Year	3 Years	5 Years	10 Years
\$15	\$55	\$98	\$227

PORTFOLIO TURNOVER. The Fund pays transaction costs, such as commissions, when it buys and sells securities (or "turns over" its portfolio). A higher portfolio turnover rate may indicate higher transaction costs and may result in higher taxes when Fund shares are held in a taxable account. These costs, which are not reflected in annual portfolio operating expenses or in the Example, affect the Fund's performance. During the most recent fiscal year, the Fund's portfolio turnover rate was 13.03% of the average value of its portfolio.

PRINCIPAL INVESTMENT STRATEGIES

Under normal circumstances, the Fund will invest substantially all (and at least 80%) of its net assets in the equity securities included in the Russell 2000® Index, in weightings that approximate the relative composition of securities contained in the Russell 2000 Index, and in Russell 2000 Index futures approved by the Commodity Futures Trading Commission.

The Russell 2000 Index is widely considered representative of smaller company stock performance as a whole. The companies in the Russell 2000 Index are selected according to their total market capitalization. However, companies are *not* selected by Frank Russell Company ("Russell") for inclusion in the Russell 2000 Index because they are expected to have superior stock price performance relative to the stock market in general or other stocks in particular. As of May 31, 2018, the market capitalization of the companies in the Russell 2000 Index was between approximately \$13.8 million and \$12.6 billion. It is rebalanced quarterly.

The Fund is passively managed, which means it tries to duplicate the investment composition and performance of the Russell 2000 Index by using computer programs and statistical procedures. The Fund's investment adviser will buy and sell securities in response to changes in the Russell 2000 Index. The Fund invests in substantially all of the securities in the Russell 2000 Index in approximately the same proportions as the index (i.e., replication). Because the Fund will have fees and transaction expenses (while the Russell 2000 Index has none), returns are likely to be below those of the Russell 2000 Index.

The Fund's investment adviser expects that, under normal circumstances, the quarterly performance of the Fund, before expenses, will track the performance of the Russell 2000 Index within a 0.95 correlation coefficient.

Frank Russell Company does not endorse any of the securities in the Russell 2000 Index. It is not a sponsor of the Small Cap Index Fund and is not affiliated with the Fund in any way.

SMALL CAP INDEX FUND

PRINCIPAL RISKS

CYBERSECURITY RISK is the risk of an unauthorized breach and access to fund assets, customer data (including private shareholder information), or proprietary information, or the risk of an incident occurring that causes the Fund, the investment adviser, custodian, transfer agent, distributor and other service providers and financial intermediaries to suffer data breaches, data corruption or lose operational functionality. Successful cyber-attacks or other cyber-failures or events affecting the Fund or its service providers may adversely impact the Fund or its shareholders.

MANAGEMENT RISK is the risk that a strategy used by the Fund's investment adviser may fail to produce the intended results or that imperfections, errors or limitations in the tools and data used by the investment adviser may cause unintended results.

MARKET RISK is the risk that general market conditions, such as real or perceived adverse economic or political conditions, inflation, changes in interest rates, lack of liquidity in the bond or equity markets, volatility in the equities markets or adverse investor sentiment could cause the value of your investment in the Fund to decline. The market value of the securities in which the Fund invests may go up or down in response to the prospects of particular sectors or governments and/or general economic conditions throughout the world due to increasingly interconnected global economies and financial markets.

SECTOR RISK is the risk that companies in similar businesses may be similarly affected by particular economic or market events, which may, in certain circumstances, cause the value of securities of all companies in a particular sector of the market to decrease. While the Fund may not concentrate in any one industry, the Fund may invest without limitation in a particular market sector.

SMALL CAP STOCK RISK is the risk that stocks of smaller companies may be subject to more abrupt or erratic market movements than stocks of larger, more established companies. Small companies may have limited product lines or financial resources, or may be dependent upon a small or inexperienced management group, and their securities may trade less frequently and in lower volume than the securities of larger companies, which could lead to higher transaction costs. Generally, the smaller the company size, the greater the risk.

TRACKING RISK is the risk that the Fund's performance may vary substantially from the performance of the benchmark index it tracks as a result of share purchases and redemptions, transaction costs, expenses and other factors.

VALUATION RISK is the risk that the sale price the Fund could receive for a portfolio security may differ from the Fund's valuation of the security, particularly for securities that trade in low volume or volatile markets or that are valued using a fair value methodology. In addition, the value of the securities in the Fund's portfolio may change on days when shareholders will not be able to purchase or sell the Fund's shares.

As with any mutual fund, it is possible to lose money on an investment in the Fund. An investment in the Fund is not a deposit of any bank and is not insured or guaranteed by the Federal Deposit Insurance Corporation, any other government agency, or The Northern Trust Company, its affiliates, subsidiaries or any other bank.

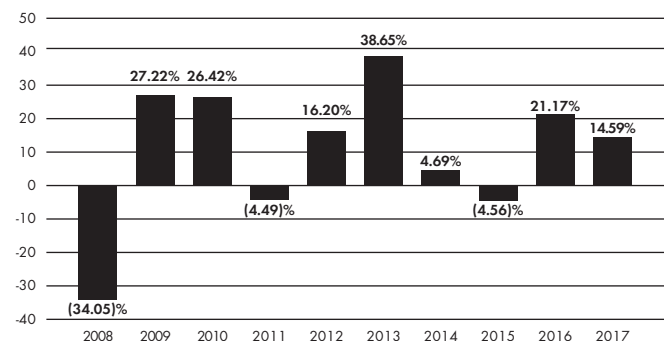
FUND PERFORMANCE

The bar chart and table that follow provide an indication of the risks of investing in the Fund by showing (A) changes in the performance of the Fund from year to year, and (B) how the average annual total returns of the Fund compare to those of a broad-based securities market index.

The Fund's past performance, before and after taxes, is not necessarily an indication of how the Fund will perform in the future.

Updated performance information for the Fund is available and may be obtained on the Fund's website at northerntrust.com/funds or by calling 800-595-9111.

CALENDAR YEAR TOTAL RETURN*



* Year to date total return for the six months ended June 30, 2018 is 7.56%. For the periods shown in the bar chart above, the highest quarterly return was 20.73% in the second quarter of 2009, and the lowest quarterly return was (26.16)% in the fourth quarter of 2008.

SMALL CAP INDEX FUND

AVERAGE ANNUAL TOTAL RETURN

(For the periods ended December 31, 2017)

	Inception Date	1-Year	5-Year	10-Year	Since Inception
Small Cap Index Fund	9/3/99				
Returns before taxes		14.59%	13.98%	8.51%	8.16%
Returns after taxes on distributions		12.77%	12.41%	7.43%	6.76%
Returns after taxes on distributions and sale of Fund shares		9.49%	10.87%	6.65%	6.33%
Russell 2000 Index (reflects no deduction for fees, expenses, or taxes)		14.65%	14.12%	8.71%	8.66%

After-tax returns are calculated using the historical highest individual federal marginal income tax rates and do not reflect the impact of state and local taxes. Actual after-tax returns depend on an investor's tax situation and may differ from those shown. After-tax returns shown are not relevant to investors who hold their shares through tax-deferred arrangements, such as 401(k) plans or individual retirement accounts.

MANAGEMENT

INVESTMENT ADVISER AND PORTFOLIO MANAGER. Northern Trust Investments, Inc. ("NTI"), a subsidiary of Northern Trust Corporation, serves as the investment adviser of the Small Cap Index Fund. Brent D. Reeder, Senior Vice President of Northern Trust Investments, Inc., has been a manager of the Fund since November 2006. The Northern Trust Company, an affiliate of Northern Trust Investments, Inc., serves as transfer agent, custodian and sub-administrator to the Fund.

PURCHASE AND SALE OF FUND SHARES

You may open an account directly with Northern Funds (the "Trust") with a minimum initial investment of \$2,500 in the Fund (\$500 for an IRA; \$250 under the Automatic Investment Plan; and \$500 for employees of Northern Trust and its affiliates). The minimum subsequent investment is \$50 (except for reinvestments of distributions for which there is no minimum). The Fund reserves the right to waive these minimums. You may also purchase Fund shares through your account at Northern Trust (or an affiliate) or an authorized intermediary.

On any business day, you may sell (redeem) or exchange shares through your account by contacting your Northern Trust account representative or authorized intermediary. If you purchase shares directly from the Trust, you may sell (redeem) or exchange your shares in one of the following ways:

- By Mail – Send a written request to: Northern Funds, P.O. Box 75986, Chicago, Illinois 60675-5986.

- By Telephone – Authorize the telephone privilege on your New Account Application. Call 800-595-9111 to use the telephone privilege.
- By Wire – Authorize wire redemptions on your New Account Application and have proceeds sent by federal wire transfer to a previously designated account (the minimum redemption amount by this method is \$250). You will be charged \$15 for each wire redemption unless the designated account is maintained at Northern Trust or an affiliated bank. Call 800-595-9111 for instructions.
- By Systematic Withdrawal – If you own shares of the Fund with a minimum value of \$10,000, you may elect to have a fixed sum redeemed at regular intervals and distributed in cash or reinvested in one or more other funds of the Trust. Call 800-595-9111 for an application form and additional information. The minimum amount is \$250 per withdrawal.
- By Exchange – Complete the Exchange Privilege section of your New Account Application to exchange shares of one fund in the Trust for shares of another fund in the Trust. Shares being exchanged must have a value of at least \$1,000 (\$2,500 if a new account is being established by the exchange, \$500 if the new account is an IRA). Call 800-595-9111 for more information.
- By Internet – You may initiate transactions between Northern Trust banking and Fund accounts by using Northern Trust Private Passport. For details and to sign up for this service, go to northerntrust.com/funds or contact your Relationship Manager.

TAX INFORMATION

The Fund's distributions are generally taxable to you as ordinary income, qualified dividend income, capital gains, or a combination of the three, unless you are investing through a tax-exempt or tax-deferred arrangement, such as a 401(k) plan or an individual retirement account. Distributions may be taxable upon withdrawal from tax-deferred accounts.

PAYMENTS TO BROKERS-DEALERS AND OTHER FINANCIAL INTERMEDIARIES

If you purchase the Fund through a broker-dealer or other financial intermediary (such as a bank), the Fund and its related companies may pay the intermediary for the sale of Fund shares and related services. These payments may create a conflict of interest by influencing the broker-dealer or other intermediary and your salesperson to recommend the Fund over another investment. Ask your salesperson or visit your financial intermediary's website for more information.

STOCK INDEX FUND

INVESTMENT OBJECTIVE

The Fund seeks to provide investment results approximating the aggregate price and dividend performance of the securities included in the S&P 500[®] Index.

FEES AND EXPENSES OF THE FUND

This table describes the fees and expenses that you may pay if you buy and hold shares of the Fund.

Shareholder Fees (fees paid directly from your investment)

None

Annual Fund Operating Expenses (expenses that you pay each year as a percentage of the value of your investment)

Management Fees	0.08%
Other Expenses	0.04%
Transfer Agent Fees	0.02%
Other Operating Expenses	0.02%
Total Annual Fund Operating Expenses	0.12%
Expense Reimbursement ⁽¹⁾	(0.02)%
Total Annual Fund Operating Expenses After Expense Reimbursement	0.10%

⁽¹⁾ Northern Trust Investments, Inc. has contractually agreed to reimburse a portion of the operating expenses of the Fund (other than certain excepted expenses, i.e., Acquired Fund Fees and Expenses, the compensation paid to each Independent Trustee of the Trust, expenses of third party consultants engaged by the Board of Trustees, membership dues paid to the Investment Company Institute and Mutual Fund Directors Forum, expenses in connection with the negotiation and renewal of the revolving credit facility, extraordinary expenses and interest) to the extent the "Total Annual Fund Operating Expenses" exceed 0.10%. The "Total Annual Fund Operating Expenses After Expense Reimbursement" may be higher than the contractual limitation as a result of the excepted expenses that are not reimbursed. This contractual limitation may not be terminated before July 31, 2019 without the approval of the Board of Trustees.

EXAMPLE

The following Example is intended to help you compare the cost of investing in the Fund with the cost of investing in other mutual funds. The Example assumes that you invest \$10,000 in the Fund for the time periods indicated and then redeem all of your shares at the end of those periods. The Example also assumes that your investment has a 5% return each year and that the Fund's operating expenses remain the same. Although your actual costs may be higher or lower, based on these assumptions your costs would be:

1 Year	3 Years	5 Years	10 Years
\$10	\$37	\$66	\$152

PORTFOLIO TURNOVER. The Fund pays transaction costs, such as commissions, when it buys and sells securities (or "turns over" its portfolio). A higher portfolio turnover rate may indicate higher transaction costs and may result in higher taxes when Fund shares are held in a taxable account. These costs, which are not reflected in annual portfolio operating expenses or in the Example, affect the Fund's performance. During the most recent fiscal year, the Fund's portfolio turnover rate was 6.76% of the average value of its portfolio.

PRINCIPAL INVESTMENT STRATEGIES

Under normal circumstances, the Fund will invest substantially all (and at least 80%) of its net assets in the equity securities included in the S&P 500[®] Index, in weightings that approximate the relative composition of the securities contained in the S&P 500 Index, and in S&P 500 Index futures approved by the Commodity Futures Trading Commission.

The S&P 500 Index is a free float-adjusted market capitalization index consisting of 500 stocks and is a widely recognized common measure of the performance of the overall U.S. stock market. As of May 31, 2018, the approximate market capitalization range of the companies included in the S&P 500 Index was between approximately \$1.9 billion and \$948.2 billion. It is rebalanced quarterly.

The Fund is passively managed, which means it tries to duplicate the investment composition and performance of the S&P 500 Index using computer programs and statistical procedures. The Fund's investment adviser will buy and sell securities in response to changes in the S&P 500 Index. The Fund invests in substantially all of the securities in the S&P 500 Index in approximately the same proportion as the index (i.e., replication). Because the Fund will have fees and transaction expenses (while the S&P 500 Index has none), returns are likely to be below those of the S&P 500 Index.

The Fund's investment adviser expects that, under normal circumstances, the quarterly performance of the Fund, before expenses, will track the performance of the S&P 500 Index within a 0.95 correlation coefficient.

S&P[®] Global Ratings ("S&P") does not endorse any of the securities in the S&P 500 Index. It is not a sponsor of the Stock Index Fund and is not affiliated with the Fund in any way.

PRINCIPAL RISKS

CYBERSECURITY RISK is the risk of an unauthorized breach and access to fund assets, customer data (including private shareholder information), or proprietary information, or the risk of an incident occurring that causes the Fund, the investment adviser, custodian, transfer agent, distributor and

other service providers and financial intermediaries to suffer data breaches, data corruption or lose operational functionality.

Successful cyber-attacks or other cyber-failures or events affecting the Fund or its service providers may adversely impact the Fund or its shareholders.

LARGE CAP STOCK RISK is the risk that large-capitalization stocks as a group could fall out of favor with the market, causing the fund to underperform investments that focus solely on small- or medium-capitalization stocks.

MANAGEMENT RISK is the risk that a strategy used by the Fund's investment adviser may fail to produce the intended results or that imperfections, errors or limitations in the tools and data used by the investment adviser may cause unintended results.

MARKET RISK is the risk that general market conditions, such as real or perceived adverse economic or political conditions, inflation, changes in interest rates, lack of liquidity in the bond or equity markets, volatility in the equities markets or adverse investor sentiment could cause the value of your investment in the Fund to decline. The market value of the securities in which the Fund invests may go up or down in response to the prospects of particular sectors or governments and/or general economic conditions throughout the world due to increasingly interconnected global economies and financial markets.

SECTOR RISK is the risk that companies in similar businesses may be similarly affected by particular economic or market events, which may, in certain circumstances, cause the value of securities of all companies in a particular sector of the market to decrease. While the Fund may not concentrate in any one industry, the Fund may invest without limitation in a particular market sector.

TECHNOLOGY SECURITIES RISK is the risk that securities of technology companies may be subject to greater price volatility than securities of companies in other sectors. These securities may fall in and out of favor with investors rapidly, which may cause sudden selling and dramatically lower market prices. Technology securities also may be affected adversely by changes in technology, consumer and business purchasing patterns, government regulation and/or obsolete products or services. In addition, a rising interest rate environment tends to negatively affect technology companies.

TRACKING RISK is the risk that the Fund's performance may vary substantially from the performance of the benchmark index it tracks as a result of share purchases and redemptions, transaction costs, expenses and other factors.

As with any mutual fund, it is possible to lose money on an investment in the Fund. An investment in the Fund is not a deposit of any bank and is not insured or guaranteed by the Federal Deposit Insurance Corporation, any other government agency, or The Northern Trust Company, its affiliates, subsidiaries or any other bank.

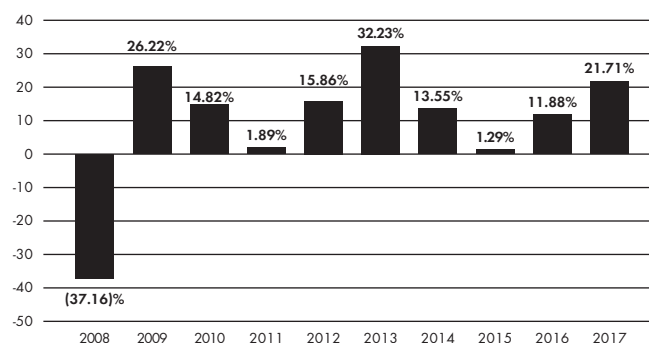
FUND PERFORMANCE

The bar chart and table that follow provide an indication of the risks of investing in the Fund by showing (A) changes in the performance of the Fund from year to year, and (B) how the average annual total returns of the Fund compare to those of a broad-based securities market index.

The Fund's past performance, before and after taxes, is not necessarily an indication of how the Fund will perform in the future.

Updated performance information for the Fund is available and may be obtained on the Fund's website at northerntrust.com/funds or by calling 800-595-9111.

CALENDAR YEAR TOTAL RETURN*



* Year to date total return for the six months ended June 30, 2018 is 2.58%. For the periods shown in the bar chart above, the highest quarterly return was 15.88% in the second quarter of 2009, and the lowest quarterly return was (22.00)% in the fourth quarter of 2008.

AVERAGE ANNUAL TOTAL RETURN

(For the periods ended December 31, 2017)

	Inception Date	1-Year	5-Year	10-Year	Since Inception
Stock Index Fund	10/7/96				
Returns before taxes		21.71%	15.67%	8.33%	8.16%
Returns after taxes on distributions		20.76%	14.86%	7.79%	7.54%
Returns after taxes on distributions and sale of Fund shares		12.97%	12.48%	6.68%	6.77%
S&P 500 Index (reflects no deduction for fees, expenses, or taxes)		21.83%	15.79%	8.50%	8.62%

After-tax returns are calculated using the historical highest individual federal marginal income tax rates and do not reflect the impact of state and local taxes. Actual after-tax returns depend on an investor's tax situation and may differ from those shown. After-tax returns shown are not relevant to investors who hold their shares through tax-deferred arrangements, such as 401(k) plans or individual retirement accounts.

STOCK INDEX FUND

MANAGEMENT

INVESTMENT ADVISER AND PORTFOLIO MANAGER. Northern Trust Investments, Inc. (“NTI”), a subsidiary of Northern Trust Corporation, serves as the investment adviser of the Stock Index Fund. Brent D. Reeder, Senior Vice President of Northern Trust Investments, Inc., has been a manager of the Fund since November 2006. The Northern Trust Company, an affiliate of Northern Trust Investments, Inc., serves as transfer agent, custodian and sub-administrator to the Fund.

PURCHASE AND SALE OF FUND SHARES

You may open an account directly with Northern Funds (the “Trust”) with a minimum initial investment of \$2,500 in the Fund (\$500 for an IRA; \$250 under the Automatic Investment Plan; and \$500 for employees of Northern Trust and its affiliates). The minimum subsequent investment is \$50 (except for reinvestments of distributions for which there is no minimum). The Fund reserves the right to waive these minimums. You may also purchase Fund shares through your account at Northern Trust (or an affiliate) or an authorized intermediary.

On any business day, you may sell (redeem) or exchange shares through your account by contacting your Northern Trust account representative or authorized intermediary. If you purchase shares directly from the Trust, you may sell (redeem) or exchange your shares in one of the following ways:

- By Mail – Send a written request to: Northern Funds, P.O. Box 75986, Chicago, Illinois 60675-5986.
- By Telephone – Authorize the telephone privilege on your New Account Application. Call 800-595-9111 to use the telephone privilege.
- By Wire – Authorize wire redemptions on your New Account Application and have proceeds sent by federal wire transfer to a previously designated bank account (the minimum redemption amount by this method is \$250). You will be charged \$15 for each wire redemption unless the designated bank account is maintained at Northern Trust or an affiliated bank. Call 800-595-9111 for instructions.

- By Systematic Withdrawal – If you own shares of the Fund with a minimum value of \$10,000, you may elect to have a fixed sum redeemed at regular intervals and distributed in cash or reinvested in one or more other funds of the Trust. Call 800-595-9111 for an application form and additional information. The minimum amount is \$250 per withdrawal.
- By Exchange – Complete the Exchange Privilege section of your New Account Application to exchange shares of one fund in the Trust for shares of another fund in the Trust. Shares being exchanged must have a value of at least \$1,000 (\$2,500 if a new account is being established by the exchange, \$500 if the new account is an IRA). Call 800-595-9111 for more information.
- By Internet – You may initiate transactions between Northern Trust banking and Fund accounts by using Northern Trust Private Passport. For details and to sign up for this service, go to northerntrust.com/funds or contact your Relationship Manager.

TAX INFORMATION

The Fund’s distributions are generally taxable to you as ordinary income, qualified dividend income, capital gains, or a combination of the three, unless you are investing through a tax-exempt or tax-deferred arrangement, such as a 401(k) plan or an individual retirement account. Distributions may be taxable upon withdrawal from tax-deferred accounts.

PAYMENTS TO BROKERS-DEALERS AND OTHER FINANCIAL INTERMEDIARIES

If you purchase the Fund through a broker-dealer or other financial intermediary (such as a bank), the Fund and its related companies may pay the intermediary for the sale of Fund shares and related services. These payments may create a conflict of interest by influencing the broker-dealer or other intermediary and your salesperson to recommend the Fund over another investment. Ask your salesperson or visit your financial intermediary’s website for more information.

BROAD-BASED SECURITIES MARKET INDICES

THE BLOOMBERG BARCLAYS U.S. AGGREGATE BOND INDEX is a broad-based benchmark that measures the investment grade, U.S. dollar-denominated, fixed-rate taxable bond market, including Treasuries, government-related and corporate securities, mortgage-backed securities (agency fixed-rate and hybrid adjustable-rate mortgage pass-throughs), asset-backed securities, and commercial mortgage-backed securities.

THE FTSE® EPRA®/NAREIT® GLOBAL INDEX is a free float-adjusted market capitalization-weighted real estate index designed to represent publicly traded equity REITs and listed property companies in 36 countries worldwide, covering both the developed and emerging markets. As of May 31, 2018, the FTSE EPRA/NAREIT Global Index consisted of issuers from the following 36 countries: Australia, Austria, Belgium, Brazil, Canada, Chile, China, Egypt, Finland, France, Germany, Greece, Hong Kong, India, Indonesia, Ireland, Israel, Italy, Japan, Malaysia, Mexico, the Netherlands, New Zealand, Norway, the Philippines, Singapore, South Africa, Spain, Sweden, Switzerland, Taiwan, Thailand, Turkey, the United Arab Emirates, the United Kingdom, and the United States.

THE MSCI® ACWI® IMI CORE REAL ESTATE INDEX is a free float-adjusted market capitalization-weighted index that consists of large, mid and small-cap stocks engaged in the ownership, development and management of specific core property type real estate. As of May 31, 2018, the MSCI® ACWI® IMI Core Real Estate Index consisted of 47 countries worldwide, comprising 23 developed and 24 emerging market countries. As of May 31, 2018, the developed market countries included were: Australia, Austria, Belgium, Canada, Denmark, Finland, France, Germany, Hong Kong, Ireland, Israel, Italy, Japan, the Netherlands, New Zealand, Norway, Portugal, Singapore, Spain, Sweden, Switzerland, the United Kingdom and the United States. As of May 31, 2018, the emerging market countries included were: Brazil, Chile, China, Colombia, Czech Republic, Egypt, Greece, Hungary, India, Indonesia, Korea, Malaysia, Mexico, Pakistan, Peru, the Philippines, Poland, Russia, Qatar, South Africa, Taiwan, Thailand, Turkey and United Arab Emirates.

THE MSCI ALL COUNTRY WORLD INDEX (“MSCI ACWI”) is a free float-adjusted market capitalization weighted index that is designed to measure the equity market performance of developed and emerging markets. The MSCI ACWI consists of 46 country indices comprising 23 developed and 24 emerging market country indices. As of May 31, 2018, the developed market country indices included are: Australia, Austria, Belgium, Canada, Denmark, Finland, France, Germany, Hong Kong, Ireland, Israel, Italy, Japan, the Netherlands, New Zealand, Norway, Portugal, Singapore, Spain, Sweden, Switzerland, the United Kingdom and the United States. As of May 31, 2018, the emerging market country indices included

are: Brazil, Chile, China, Colombia, Czech Republic, Egypt, Greece, Hungary, India, Indonesia, Korea, Malaysia, Mexico, Pakistan, Peru, the Philippines, Poland, Qatar, Russia, South Africa, Taiwan, Thailand, Turkey, and the United Arab Emirates.

THE MSCI EAFE® INDEX (Europe, Australasia, Far East) is a free float-adjusted market capitalization index that is designed to measure the equity market performance of developed markets, excluding the United States and Canada. As of May 31, 2018, the MSCI EAFE Index consisted of the following 21 developed market country indices: Australia, Austria, Belgium, Denmark, Finland, France, Germany, Hong Kong, Ireland, Israel, Italy, Japan, the Netherlands, New Zealand, Norway, Portugal, Singapore, Spain, Sweden, Switzerland, and the United Kingdom.

THE MSCI WORLD® EX USA INDEX is a free float adjusted market capitalization index that is designed to measure the equity performance in the large- and mid-capitalization sectors in 22 developed markets. As of May 31, 2018, the MSCI World ex US Index consisted of the following 22 developed countries: Australia, Austria, Belgium, Canada, Denmark, Finland, France, Germany, Hong Kong, Ireland, Israel, Italy, Japan, the Netherlands, New Zealand, Norway, Portugal, Singapore, Spain, Sweden, Switzerland, and the United Kingdom.

THE MSCI EMERGING MARKETS® INDEX is a free float-adjusted market capitalization index that is designed to measure equity market performance in the global emerging markets. As of May 31, 2018, the MSCI Emerging Markets Index consisted of the following 24 emerging market country indices: Brazil, Chile, China, Colombia, Czech Republic, Egypt, Greece, Hungary, India, Indonesia, Korea, Malaysia, Mexico, Pakistan, Peru, the Philippines, Poland, Qatar, Russia, South Africa, Taiwan, Thailand, Turkey, and the United Arab Emirates.

THE MSCI WORLD ESG LEADERS INDEXSM is a free float-adjusted market capitalization-weighted index comprised of large- and mid-capitalization developed market companies in Asia Pacific, Europe and the Middle East, Canada and the United States. The MSCI World ESG Leaders Index holds a broad, diversified set of global companies, selected based on regional sector ranking of environmental, social and governance performance. As of May 31, 2018, the MSCI World ESG Leaders Index consisted of issuers from the following 23 developed market countries: Australia, Austria, Belgium, Canada, Denmark, Finland, France, Germany, Hong Kong, Ireland, Israel, Italy, Japan, the Netherlands, New Zealand, Norway, Portugal, Singapore, Spain, Sweden, Switzerland, the United Kingdom, and the United States.

THE RUSSELL 1000® INDEX is a free float-adjusted market capitalization index which measures the performance of the 1,000 largest companies in the Russell 3000 Index, based on market capitalization, which represents approximately 92% of the U.S. market as of May 31, 2018. As of May 31, 2018, the market capitalization of the companies in the Russell 1000 Index was between approximately \$1.2 billion and \$948.2 billion.

THE RUSSELL 1000® VALUE INDEX is a free float-adjusted market capitalization index measuring the performance of those companies included in the Russell 1000 Index having lower price-to-book ratios and forecasted growth values. As of May 31, 2018, the approximate market capitalization of the companies in the Russell 1000 Value Index was between approximately \$1.2 billion and \$472.5 billion.

THE RUSSELL 2000® INDEX is a free float-adjusted market capitalization index which measures the performance of the 2,000 smallest of the 3,000 U.S. companies in the Russell 3000 Index®, based on market capitalization, which represents approximately 8% of the total market capitalization of the Russell 3000 Index as of May 31, 2018. As of May 31, 2018, the

approximate market capitalization of the companies in the Russell 2000 Index was between approximately \$13.8 million and \$12.6 billion.

THE RUSSELL 2000® VALUE INDEX is a free float-adjusted market capitalization index measuring the performance of those Russell 2000 Index companies with lower price-to-book ratios and lower forecasted growth values. As of May 31, 2018, the approximate market capitalization range of the companies included in the Russell 2000 Value Index was between approximately \$13.8 million and \$8.7 billion.

THE S&P MIDCAP 400® INDEX is a free float-adjusted market capitalization index consisting of 400 mid-capitalization stocks. The S&P MidCap 400 Index covers over 7% of the U.S. equities market as of May 31, 2018. As of May 31, 2018, the approximate market capitalization of the companies in the S&P MidCap 400 Index was between approximately \$565.0 million and \$13.7 billion.

THE S&P 500® INDEX is a free float-adjusted market capitalization index consisting of 500 stocks and is a widely recognized common measure of the performance of the overall U.S. stock market. As of May 31, 2018, the approximate market capitalization of the companies in the S&P 500 Index was between approximately \$1.9 billion and \$948.2 billion.

INVESTMENT ADVISER

This Prospectus describes fifteen equity funds (each a “Fund” and collectively, the “Funds”), are currently offered by Northern Funds (the “Trust”). The Income Equity Fund, International Equity Fund, Large Cap Core Fund, Large Cap Value Fund, Small Cap Core Fund, Small Cap Value Fund, U.S. Quality ESG Fund and Global Tactical Asset Allocation Fund are collectively referred to as the “Equity Funds.” The Emerging Markets Equity Index Fund, Global Real Estate Index Fund, Global Sustainability Index Fund, International Equity Index Fund, Mid Cap Index Fund, Small Cap Index Fund and Stock Index Fund are collectively referred to as the “Equity Index Funds.”

Northern Trust Investments, Inc. (“NTI” or the “Investment Adviser”), a subsidiary of Northern Trust Corporation, serves as the Investment Adviser of the Funds. NTI is located at 50 South LaSalle Street, Chicago, Illinois 60603.

NTI is an Illinois State Banking Corporation and an investment adviser registered under the Investment Advisers Act of 1940, as

amended. It primarily manages assets for institutional and individual separately managed accounts, investment companies and bank common and collective funds.

Northern Trust Corporation is regulated by the Board of Governors of the Federal Reserve System as a financial holding company under the U.S. Bank Holding Company Act of 1956, as amended.

As of June 30, 2018, Northern Trust Corporation, through its affiliates, had assets under custody of \$8.10 trillion, and assets under investment management of \$1.15 trillion.

Under the Management Agreement with the Trust, the Investment Adviser, subject to the general supervision of the Trust’s Board of Trustees, is responsible for making investment decisions for the Funds and for placing purchase and sale orders for portfolio securities, as well as for providing administration services to the Funds.

MANAGEMENT FEES

As compensation for advisory services (asset allocation services for the Global Tactical Asset Allocation Fund) and administration services and the assumption of related expenses, NTI is entitled to a management fee, computed daily and payable monthly, at annual rates set forth in the tables below (expressed as a percentage of each Fund's respective average daily net assets). The tables also reflect the management fees paid by each of the Funds for the fiscal year ended March 31, 2018 (expressed as a percentage of each Fund's respective average daily net assets).

NTI has contractually agreed to reimburse a portion of the operating expenses of each Fund (other than certain fees and expenses shown in the table under the caption "Fees and Expenses of the Fund" in each Fund's Fund Summary) so that "Total Annual Fund Operating Expenses After Expense Reimbursement" do not exceed the amount shown in the footnote to the table under the caption "Fees and Expenses of the Fund" in each Fund's Fund Summary. The "Total Annual Fund Operating Expenses After Expense Reimbursement" for a Fund may be higher than the contractual limitation for the Fund as a

result of certain excepted expenses that are not reimbursed. The contractual expense reimbursement arrangement is expected to continue until at least July 31, 2019. The contractual expense reimbursement arrangement will continue automatically for periods of one year (each such one-year period, a "Renewal Year"). The arrangement may be terminated, as to any succeeding Renewal Year, by NTI or a Fund upon 60 days' written notice prior to the end of the current Renewal Year. The Board of Trustees may terminate the arrangement at any time with respect to a Fund if it determines that it is in the best interests of the Fund and its shareholders.

NTI may reimburse additional expenses or waive all or a portion of the management fees of the Funds. Any such additional expense reimbursement or fee waiver would be voluntary and could be implemented, increased or decreased, or discontinued at any time.

A discussion regarding the Board of Trustees' basis for its most recent approval of the Funds' Management Agreement will be available in the Funds' semi-annual report to shareholders for the six-month period ending September 30, 2018.

Fund	Contractual Management Fee Rate	Management Fees Paid for Fiscal Year Ended 3/31/18
GLOBAL TACTICAL ASSET ALLOCATION	0.23%	0.23%
INTERNATIONAL EQUITY ⁽¹⁾	0.48%	0.48%
LARGE CAP CORE	0.44%	0.44%
LARGE CAP VALUE ⁽²⁾	0.53%	0.53%
SMALL CAP CORE ⁽³⁾	0.63%	0.63%
SMALL CAP VALUE	0.95%	0.95%
U.S. QUALITY ESG FUND ⁽⁴⁾	0.41%	0.41%
EMERGING MARKETS EQUITY INDEX	0.21%	0.21%
GLOBAL REAL ESTATE INDEX	0.40%	0.40%
GLOBAL SUSTAINABILITY INDEX	0.18%	0.18%
INTERNATIONAL EQUITY INDEX	0.18%	0.18%
MID CAP INDEX	0.13%	0.13%
SMALL CAP INDEX	0.13%	0.13%
STOCK INDEX	0.08%	0.08%

(1) Prior to July 31, 2017, the International Equity Fund's contractual management fee rate was 1.00% on the first \$1 billion, 0.97% on the next \$1 billion and 0.941% over \$2 billion of the Fund's average daily net assets.

(2) Prior to July 31, 2017, the Large Cap Value Fund's contractual management fee rate was 0.83% on the first \$1 billion, 0.805% on the next \$1 billion and 0.781% over \$2 billion of the Fund's average daily net assets.

(3) Prior to July 31, 2017, the Small Cap Core Fund's contractual management fee rate was 0.74% of the Fund's average daily net assets.

(4) The Fund commenced operations on August 20, 2017.

Fund	Contractual Management Fee Rate			Management Fees Paid for Fiscal Year Ended 3/31/18
	First \$1 Billion	Next \$1 Billion	Over \$2 Billion	
INCOME EQUITY	0.95%	0.922%	0.894%	0.95%

FUND MANAGEMENT

BELOW IS INFORMATION REGARDING THE MANAGEMENT OF THE FUNDS.

Unless otherwise provided below, for any Fund with more than one manager, each manager has full and joint responsibility for managing the Fund with no restrictions or limitations on such manager's role.

The managers for the **Global Tactical Asset Allocation Fund** are Robert P. Browne, CFA, Executive Vice President of NTI, James D. McDonald, Executive Vice President of NTI and Daniel J. Phillips, CFA, Vice President of NTI. Both Mr. Browne and Mr. McDonald have been managers of the Fund since July 2014, and Mr. Phillips has been a manager of the Fund since April 2011. Mr. Browne joined NTI in 2009. Mr. Browne is the Chief Investment Officer of Northern Trust and chairs the Investment Policy Committee, which sets investment policy for all Northern Trust groups in all asset classes. Mr. Browne is responsible for investment performance, process and philosophy across multiple investment strategies including fixed income, active equity and passive investments. Mr. McDonald joined NTI in 2001. Mr. McDonald is the Chief Investment Strategist of Northern Trust and chairs the Northern Trust Tactical Asset Allocation Committee. Mr. McDonald is also a member of the Northern Trust Investment Policy and Private Equity Investment Committees. Mr. Phillips joined NTI in 2005. Mr. Phillips is responsible for the coordination of NTI's investment policy, including the development of asset allocation strategy and communication of asset allocation decisions. Mr. Phillips earned his CFA designation in 2009.

The managers for the **Income Equity Fund** are Sridhar Kancharla, CFA, Vice President of NTI, Reed A. LeMar, CFA, Vice President of NTI and Jeffrey D. Sampson, CFA, Vice President of NTI. Messrs. LeMar and Sampson have been managers of the Fund since July 2017. Mr. Kancharla has been a manager of the Fund since July 31, 2018. Mr. Kancharla joined NTI in 2007 and is a senior portfolio manager and researcher in the quantitative active equity team. He is responsible for research and implementation of several quantitative equity strategies. He is also a portfolio manager of the Large Cap Value Fund. Mr. LeMar joined NTI in 2007 and serves as a portfolio manager on the global equity team. Mr. Sampson joined NTI in 1999 and serves as a portfolio manager on the global equity team.

The manager for the **International Equity Fund** and **Large Cap Core Fund** is Mark C. Sodergren, CFA, Senior Vice President of NTI. Mr. Sodergren has been manager of the International Equity Fund since January 2017 and manager of the Large Cap Core Fund since July 31, 2011. Mr. Sodergren joined NTI in 2007 and is the head of the quantitative equity portfolio management team and responsible for research and

implementation of several quantitative equity strategies. Prior to this, Mr. Sodergren was a portfolio manager at Barclays Global Investors focused on active US large cap strategies. Mr. Sodergren is also the portfolio manager of the Large Cap Value Fund.

The managers for the **Large Cap Value Fund** are Mark C. Sodergren, CFA, a Senior Vice President of NTI and Sridhar Kancharla, CFA, a Vice President of NTI. Mr. Sodergren has managed the Fund since June 2014. Mr. Sodergren is also the portfolio manager of the International Equity Fund and the Large Cap Core Fund. Mr. Kancharla has been a manager of the Fund since July 2015. Mr. Kancharla is also a portfolio manager of the Income Equity Fund.

The manager for the **Small Cap Core Fund** and **Small Cap Value Fund** is Robert H. Bergson, CFA, Senior Vice President of NTI. Mr. Bergson has been manager of the Small Cap Core Fund since February 2010 and manager of the Small Cap Value Fund since July 2001. Mr. Bergson joined NTI in 1997 and has managed various equity portfolios.

The managers for the **U.S. Quality ESG Fund** are Jeffrey D. Sampson, CFA and Peter M. Zymali, CFP®, each a Vice President of NTI. Mr. Sampson joined NTI in 1999 and serves as a portfolio manager on the global equity team. Mr. Sampson is a CFA charterholder. Mr. Zymali is a Vice President on NTI's Global Equity team and has been on the Global Equity team since 2007. Mr. Zymali holds the Certified Financial Planner designation.

The manager for the **Emerging Markets Equity Index Fund** and **International Equity Index Fund** is Steven J. Santiccioli, Vice President of NTI. Mr. Santiccioli has been a manager since July 2007 and joined NTI in 2003. Mr. Santiccioli manages various quantitative equity portfolios.

The manager for the **Global Real Estate Index Fund** and **Global Sustainability Index Fund** is Thomas E. O'Brien, CFA, Vice President of NTI. Mr. O'Brien has been a manager since March 2008 and joined NTI in November 2004.

The manager for the **Mid Cap Index Fund**, **Small Cap Index Fund** and **Stock Index Fund** is Brent D. Reeder, Senior Vice President of NTI. Mr. Reeder has been a manager since November 2006. He joined NTI in 1993 and has managed quantitative equity portfolios.

Additional information about the Fund Managers' compensation, other accounts managed by the Fund Managers and the Fund Managers' ownership of securities in the Funds is available in the Statement of Additional Information ("SAI").

LEGAL PROCEEDINGS

In 2007, the Large Cap Core Fund, the Large Cap Value Fund and the Stock Index Fund were shareholders of the Tribune Company (“Tribune”). In December of 2007, as a part of a leveraged buy-out transaction (the “LBO”), Tribune was converted from a public company to a privately-held company. Tribune later filed for bankruptcy. On December 7, 2010, Northern Funds was named as a defendant and a putative member of the proposed defendant class of shareholders named in an adversary proceeding (the “Committee Action”) brought by The Official Committee of Unsecured Creditors of Tribune Company (the “Committee”) in the U.S. Bankruptcy Court for the District of Delaware, in connection with Tribune’s bankruptcy proceeding. On June 2, 2011, a second suit was initiated by certain creditors of Tribune in the Delaware Superior Court with respect to claims related to the LBO (*Niese et al. v. A.G. Edwards, Inc. et al.*), in which Northern Funds was named as a defendant. On June 2, 2011 the indenture trustees, on behalf of certain noteholders of Tribune, filed a third suit and named Northern Funds as a defendant in the U.S. District Court for the Northern District of Illinois (*Deutsche Bank Trust Co. et al. v. Ohlson Enterprises et al.*) and a fourth suit named Northern Funds as a defendant in the U.S. District Court for the Southern District of New York (*Deutsche Bank Trust Co. et al. v. Sirius International Insurance Corp. et al.*). Each of these cases, along with others brought by the indenture trustees and other individual creditors, has now been consolidated into a Multi-District Litigation proceeding, pending in the Southern District of New York (the “District Court”). The cases attempt to “clawback” the proceeds paid out in connection with the LBO. The Tribune bankruptcy plan was confirmed by the U.S. Bankruptcy Court on July 23, 2012, and became effective on December 31, 2012.

The former shareholder defendants filed motions to dismiss, each of which was granted by the District Court. The District

Court’s order dismissing the actions by the individual creditors was affirmed on appeal by the Second Circuit Court of Appeals (the “Second Circuit Decision”). The Plaintiffs in the individual creditor actions filed a Petition for Writ of Certiorari requesting review of the Second Circuit Decision by the United States Supreme Court, which Petition remains pending; however, the Supreme Court issued a statement indicating a potential lack of a quorum and informing the parties that the Second Circuit or District Court could provide relief based on the Supreme Court decision in *Merit Management Group, LP v. FTI Consulting, Inc.* The Plaintiffs filed a motion with the Second Circuit to recall the mandate and vacate the Second Circuit decision, and the Second Circuit recalled the mandate on May 15, 2018. The Second Circuit has not taken any further action.

The motion to dismiss the Committee Action was also granted by the District Court. It is expected that the Plaintiff in the Committee Action will seek appellate review in the Second Circuit Court of Appeals. The Plaintiff in the Committee Action has also sought from the District Court leave to amend the complaint with an additional claim based upon the decision in *Merit Management*, which has been stayed by the District Court pending further action by the Second Circuit.

The value of the proceeds received by the Large Cap Core Fund and the Large Cap Value Fund in the LBO was approximately \$308,000 and \$26,520,000, respectively. The proceeds received by the Stock Index Fund in the LBO was approximately \$790,000, which includes proceeds of approximately \$372,000 received by the Northern Institutional Funds Equity Index Portfolio, which was acquired by the Stock Index Fund in 2012. The Funds cannot predict the outcome of these proceedings, but an adverse decision could have a material impact on the Funds’ net asset value. The Funds intend to vigorously defend these actions.

OTHER FUND SERVICES

The Northern Trust Company (“TNTC,” together with NTI, referred to as “Northern Trust”) serves as Transfer Agent and Custodian for each Fund. The Transfer Agent performs various shareholder servicing functions, and any shareholder inquiries should be directed to it. TNTC also performs certain administrative services for the Funds pursuant to a sub-administration agreement with NTI. NTI pays TNTC for its sub-administration services out of its management fees, which do not represent additional expenses to the Funds.

TNTC, as Transfer Agent, is entitled to transfer agent fees at an annual rate of 0.015% of the average daily net assets of each Fund. TNTC, as Custodian, receives an amount based on a pre-determined schedule of charges approved by the Trust’s Board of Trustees.

Pursuant to an exemptive order issued by the SEC, TNTC also may render securities lending services to the Funds. For such services, TNTC would receive a percentage of securities lending revenue generated for the Funds. In addition, cash collateral received by the Funds in connection with a securities loan may be invested in shares of other registered or unregistered funds that pay investment advisory or other fees to NTI, TNTC or an affiliate.

Each Fund may invest its uninvested cash in a money market fund advised by the Investment Adviser or its affiliates. Accordingly, each Fund will bear indirectly a proportionate share of that money market fund’s operating expenses. These

operating expenses include the management, transfer agent and custody fees that the money market fund pays to the Investment Adviser and/or its affiliates. The uninvested cash of the Funds is invested in the Northern Institutional Funds U.S. Government Portfolio. The total annual portfolio operating expenses after expense reimbursement (other than certain excepted expenses as described in the fees and expenses table of the Portfolio’s prospectus) on any assets invested in the Northern Institutional Funds U.S. Government Portfolio are at an annual rate of 0.25% of the average daily net asset value of those assets. However, to the extent of any duplicative advisory fees, the Investment Adviser will reimburse each Fund for a portion of the management fees attributable to and payable by the Funds for advisory services on any assets invested in the affiliated money market fund.

TNTC, NTI and other Northern Trust affiliates may provide other services to the Funds and receive compensation for such services, if consistent with the Investment Company Act of 1940, as amended (the “1940 Act”) and the rules, exemptive orders and no-action letters issued by the SEC thereunder. Unless required, investors in a Fund may or may not receive specific notice of such additional services and fees.

Shares of the Trust are distributed by Northern Funds Distributors, LLC (“NFD”), Three Canal Plaza, Suite 100, Portland, Maine, 04101. NFD is not affiliated with TNTC, NTI, or any other Northern Trust affiliate.

PURCHASING AND SELLING SHARES

THE TRUST IS A FAMILY OF NO-LOAD MUTUAL FUNDS THAT OFFERS A SELECTION OF FUNDS TO INVESTORS, EACH WITH A DISTINCT INVESTMENT OBJECTIVE AND RISK/REWARD PROFILE.

The descriptions in the Fund Summaries may help you decide whether a Fund or Funds fit your investment needs. Keep in mind, however, that no guarantee can be made that a Fund will meet its investment objective, and no Fund should be relied upon as a complete investment program. The Trust also offers other funds, including fixed-income, money market and multi-manager funds, which are described in separate prospectuses.

Please note that the fee and expense information shown under “Fees and Expenses of the Fund” in the Fund Summaries beginning on page 3 does not reflect any charges that may be imposed by TNTC, its affiliates, financial intermediaries and other institutions on their customers. (For more information, please see “Account Policies and Other Information—Financial Intermediaries” on page 80.)

PURCHASING SHARES

You may purchase shares directly from the Trust or, if you maintain certain accounts, through Northern Trust and certain other institutions. With certain limited exceptions, the Funds are generally available only to investors residing in the United States or through a United States based financial intermediary and may not be distributed by a foreign financial intermediary. If you have any questions or need assistance in opening an investment account or purchasing shares, call 800-595-9111.

OPENING AN ACCOUNT

THROUGH AN AUTHORIZED INTERMEDIARY. The Trust may authorize certain institutions acting as financial intermediaries (including banks, trust companies, brokers and investment advisers) to accept purchase orders from their customers on behalf of the Funds. See “Account Policies and Other Information—Financial Intermediaries” on page 80 for additional information regarding purchases of Fund shares through authorized intermediaries.

DIRECTLY FROM THE FUNDS. You may open a shareholder account and purchase shares directly from the Funds with a minimum initial investment per Fund of \$2,500 (\$500 for an IRA; \$250 under the Automatic Investment Plan; and \$500 for employees of Northern Trust and its affiliates). The minimum subsequent investment is \$50 (except for reinvestments of distributions for which there is no minimum). The Funds reserve the right to waive these minimums.

For your convenience, there are a number of ways to invest directly in the Funds:

BY MAIL

- Read this Prospectus carefully.
- Complete and sign the New Account Application.
- Enclose a check payable to Northern Funds.
- If you are investing on behalf of a corporation or other entity, your New Account Application must be accompanied by acceptable evidence of authority (if applicable).
- Mail your check, acceptable evidence of authority (if applicable) and completed New Account Application to:

Northern Funds
P.O. Box 75986
Chicago, Illinois 60675-5986

- Additional documentation may be required to fulfill the requirements of the “Customer Identification Program” described on page 80.
- For overnight delivery use the following address:

Northern Funds
801 South Canal Street
Chicago, Illinois 60607

- For subsequent investments:
 - Enclose your check with the investment slip portion of the confirmation of your previous investment; or
 - Indicate on your check or a separate piece of paper your name, address and account number.

All checks must be payable in U.S. dollars and drawn on a bank located in the United States. Cash, travelers checks, money orders and third party checks are not acceptable.

BY WIRE OR AUTOMATED CLEARING HOUSE (“ACH”) TRANSFER

TO OPEN A NEW ACCOUNT:

- For more information or instructions regarding the purchase of shares, call the Northern Funds Center at 800-595-9111.

EQUITY FUNDS

- Complete a New Account Application and send it to:

Northern Funds
P.O. Box 75986
Chicago, Illinois 60675-5986

TO ADD TO AN EXISTING ACCOUNT:

- Have your bank wire federal funds or effect an ACH transfer to:

The Northern Trust Company
Chicago, Illinois
ABA Routing No. 0710-00152
(Reference 10-Digit Fund account number, with no spaces
(e.g., #####))
(Reference Shareholder's Name)

BY DIRECT DEPOSIT

TO PURCHASE ADDITIONAL SHARES:

- Determine if your employer has direct deposit capabilities through the ACH.
- Have your employer send payments to:

ABA Routing No. 0710-00152
(Reference 10-Digit Fund account number, with no spaces
(e.g., #####))
(Reference Shareholder's Name)
- The minimum periodic investment for direct deposit is \$50.

BY AUTOMATIC INVESTMENT

TO OPEN A NEW ACCOUNT:

- Complete a New Account Application, including the Automatic Investment section.
- Send it to:

Northern Funds
P.O. Box 75986
Chicago, Illinois 60675-5986

- The minimum initial investment is \$250; \$50 for monthly minimum additions.

TO ADD TO AN EXISTING ACCOUNT:

- Call 800-595-9111 to obtain an Automatic Investment Plan Form.
- The minimum for automatic investment additions is \$50.

If you discontinue participation in the plan, the Funds reserve the right to redeem your account involuntarily, upon 30 days' written notice, if the account's net asset value ("NAV") is \$1,000 or less. Involuntary redemptions will not be made if the value of shares in an account falls below the minimum amount solely because of a decline in the Fund's NAV.

BY DIRECTED REINVESTMENT

You may elect to have your income dividend and capital gain distributions automatically invested in another Northern Funds account.

- Complete the "Choose Your Dividend and Capital Gain Distributions" section on the New Account Application.
- Reinvestments can only be directed to an existing Northern Funds account (which must meet the minimum investment requirement).

BY EXCHANGE

You may open a new account or add to an existing account by exchanging shares of one fund of the Trust for shares of any other fund offered by the Trust. See "Selling Shares—By Exchange."

BY INTERNET

You may initiate transactions between Northern Trust banking and Northern Funds accounts by using Northern Trust Private Passport. For details and to sign up for this service, go to northerntrust.com/funds or contact your Relationship Manager.

THROUGH NORTHERN TRUST AND OTHER INSTITUTIONS

If you have an account with Northern Trust, you may purchase shares through Northern Trust. You also may purchase shares through other financial institutions that have entered into agreements with the Trust. To determine whether you may purchase shares through your institution, contact your institution directly or call 800-595-9111. Northern Trust and other financial institutions may impose charges against your account which will reduce the net return on an investment in a Fund. These charges may include asset allocation fees, account maintenance fees, sweep fees, compensating balance requirements or other charges based upon account transactions, assets or income.

SELLING SHARES

THROUGH AN AUTHORIZED INTERMEDIARY. If you purchase shares from an authorized intermediary, you may sell (redeem) shares by contacting your financial intermediary. See “Account Policies and Other Information—Financial Intermediaries” on page 80 for additional information regarding sales (redemptions) of Fund shares through authorized intermediaries.

REDEEMING AND EXCHANGING DIRECTLY FROM THE FUNDS

If you purchased shares directly from the Funds or, if you purchased your shares through an account at Northern Trust or another financial institution and you appear on Fund records as the registered holder, you may redeem all or part of your shares using one of the methods described below.

BY MAIL**SEND A WRITTEN REQUEST TO:**

Northern Funds
P.O. Box 75986
Chicago, Illinois 60675-5986

THE REDEMPTION REQUEST MUST INCLUDE:

- The number of shares or the dollar amount to be redeemed;
- The Fund account number;
- The signatures of all account owners;
- A signature guarantee also is required if:
 - The proceeds are to be sent elsewhere than the address of record, or
 - The redemption amount is greater than \$100,000.

BY WIRE

If you authorize wire redemptions on your New Account Application, you can redeem shares and have the proceeds sent by federal wire transfer to a previously designated bank account.

- You will be charged \$15 for each wire redemption unless the designated bank account is maintained at Northern Trust or an affiliated bank.
- Call the Transfer Agent at 800-595-9111 for instructions.
- The minimum amount that may be redeemed by this method is \$250.

BY SYSTEMATIC WITHDRAWAL

If you own shares of a Fund with a minimum value of \$10,000, you may elect to have a fixed sum redeemed at regular intervals and distributed in cash or reinvested in one or more other funds of the Trust.

- Call 800-595-9111 for an application form and additional information.
- The minimum amount is \$250 per withdrawal.

BY EXCHANGE

The Trust offers you the ability to exchange shares of one fund in the Trust for shares of another fund in the Trust.

- When opening an account, complete the Exchange Privilege section of the New Account Application or, if your account is already opened, send a written request to:

Northern Funds
P.O. Box 75986
Chicago, Illinois 60675-5986

- Shares being exchanged must have a value of at least \$1,000 (\$2,500 if a new account is being established by the exchange, \$500 if the new account is an IRA).
- Call 800-595-9111 for more information.

BY TELEPHONE

If you authorize the telephone privilege on your New Account Application, you may redeem shares by telephone.

- If your account is already opened, send a written request to:

Northern Funds
P.O. Box 75986
Chicago, Illinois 60675-5986

- The request must be signed by each owner of the account and must be accompanied by signature guarantees.
- Call 800-595-9111 to use the telephone privilege.
- During periods of unusual economic or market activity, telephone redemptions may be difficult to implement. In such event, shareholders should follow the procedures outlined above under “Selling Shares—By Mail” and outlined below under “Selling Shares—By Internet.”

BY INTERNET

You may initiate transactions between Northern Trust banking and Northern Funds accounts by using Northern Trust Private Passport.

For details and to sign up for this service, go to northerntrust.com/funds or contact your Relationship Manager.

**REDEEMING AND EXCHANGING THROUGH
NORTHERN TRUST AND OTHER INSTITUTIONS**

If you purchased your shares through an account at Northern Trust or through another financial institution, you may redeem or exchange your shares according to the instructions pertaining to that account.

- Although the Trust imposes no charges when you redeem shares of a Fund (other than the 2.00% redemption fee charged for shares of the International Equity Fund, Emerging Markets Equity Index Fund, Global Real Estate Index Fund, Global Sustainability Index Fund and International Equity Index Fund held for less than 30 days), when shares are purchased through an account at Northern Trust or through other financial institutions, a fee may be charged by those institutions for providing services in connection with your account.
- Contact your account representative at Northern Trust or at another financial institution for more information about redemptions or exchanges.

ACCOUNT POLICIES AND OTHER INFORMATION

CALCULATING SHARE PRICE. The Trust issues shares and redeems shares at NAV. The NAV for each Fund is calculated by dividing the value of the Fund's net assets by the number of the Fund's outstanding shares. The NAV is calculated on each Business Day (see "Business Day" on page 80) as of 3:00 p.m. Central time for each Fund. The NAV used in determining the price of your shares is the one calculated after your purchase, exchange or redemption order is received in good order as described on page 80.

Equity securities listed on a recognized U.S. securities exchange or quoted on the NASDAQ National Market System are priced at the regular trading session's closing price on the exchange or system in which such securities are principally traded. Securities not traded on the valuation date are priced at the most recent quoted bid price.

Investments of the Funds not traded on an exchange for which market quotations are readily available will be valued using last available bid prices or current market quotations provided by dealers or prices (including evaluated prices) supplied by the Funds' approved independent third-party pricing services, each in accordance with the valuation procedures approved by the Board of Trustees. If market quotations are not readily available, or if it is believed that such quotations do not accurately reflect fair value, the value of the Funds' investments may be otherwise determined in good faith by NTI under procedures established by the Board of Trustees. Circumstances in which securities may be fair valued include periods when trading in a security is suspended, the exchange or market on which a security trades closes early, the trading volume in a security is limited, corporate actions and announcements take place, or regulatory news is released such as governmental approvals. Additionally, the Trust, in its discretion, may make adjustments to the prices of securities held by a Fund if an event occurs after the publication of market values normally used by a Fund but before the time as of which the Fund calculates its NAV, depending on the nature and significance of the event, consistent with applicable regulatory guidance and the Trust's fair value procedures. This may occur particularly with respect to certain foreign securities held by a Fund, in which case the Trust may use adjustment factors obtained from an independent evaluation service that are intended to reflect more accurately the value of those securities as of the time the Fund's NAV is calculated. Other events that can trigger fair valuing of foreign securities include, for example, significant fluctuations in general market indicators, governmental actions, or natural disasters. The use of fair valuation involves the risk that the values used by the Funds to price their investments may be higher or lower than the values used by other unaffiliated investment companies and investors to price the same investments. Short-term obligations, which are debt instruments with a maturity of 60 days or less, held by a Fund

are valued at their amortized cost which, according to the Investment Adviser, approximates fair value.

A Fund may hold foreign securities that trade on weekends or other days when the Fund does not price its shares. Therefore, the value of such securities may change on days when shareholders will not be able to purchase or redeem shares.

TIMING OF PURCHASE REQUESTS. Purchase requests received in good order and accepted by the Transfer Agent or other authorized intermediary by 3:00 p.m. Central time on any Business Day will be executed the day they are received by either the Transfer Agent or other authorized intermediary, at that day's closing share price for the applicable Fund(s), provided that one of the following occurs:

- The Transfer Agent receives payment by 3:00 p.m. Central time on the same Business Day; or
- The requests are placed by a financial or authorized intermediary that has entered into a servicing agreement with the Trust and payment in federal or other immediately available funds is received by the Transfer Agent by the close of the same Business Day or on the next Business Day, depending on the terms of the Trust's agreement with the intermediary.

Purchase requests received in good order by the Transfer Agent or other authorized intermediary on a non-Business Day or after 3:00 p.m. Central time on a Business Day will be executed on the next Business Day, at that day's closing share price for the applicable Fund(s), provided that payment is made as noted above.

MISCELLANEOUS PURCHASE INFORMATION.

- You will be responsible for all losses and expenses of a Fund, and purchase orders may be cancelled, in the event of any failure to make payment according to the procedures outlined in this Prospectus. In addition, a \$20 charge will be imposed if a check does not clear.
- Exchanges into the Funds from another fund in the Trust may be subject to any redemption fee imposed by the other fund.
- You may initiate transactions between Northern Trust banking and Northern Funds accounts by using Northern Trust Private Passport. For additional details, please go to northerntrust.com/funds or contact your Relationship Manager.
- The Trust and NFD each reserves the right, in its sole discretion, to suspend the offering of shares of a Fund or to reject any purchase order, in whole or in part, when, in the judgment of management, such suspension or rejection is in the best interests of the Fund. The Trust also reserves the right to change or discontinue any of its purchase procedures.

- In certain circumstances, the Trust may advance the time by which purchase orders must be received. See “Early Closings” on page 80.
- If the Transfer Agent cannot locate an investor for a period of time specified by appropriate state law, the investor’s account may be deemed legally abandoned and then escheated (transferred) to such state’s unclaimed property administrator in accordance with statutory requirements.

TIMING OF REDEMPTION AND EXCHANGE REQUESTS.

Redemption and exchange requests received in good order by the Transfer Agent or other authorized intermediary on a Business Day by 3:00 p.m. Central time will be executed on the same day at that day’s closing share price for the applicable Fund(s) (less any applicable redemption fee).

Redemption and exchange requests received in good order by the Transfer Agent or other authorized intermediary on a non-Business Day or after 3:00 p.m. Central time on a Business Day will be executed the next Business Day, at that day’s closing share price for the applicable Fund(s) (less any applicable redemption fee).

PAYMENT OF REDEMPTION PROCEEDS. If your account is held directly with a Fund, it is expected that the Fund will typically pay out redemption proceeds to shareholders by the next Business Day following receipt of a redemption request.

If your account is held through an intermediary, the length of time to pay redemption proceeds typically depends, in part, on the terms of the agreement in place between the intermediary and the Fund. For redemption proceeds that are paid either directly to you from a Fund or to your intermediary for transmittal to you, it is expected that payments will typically be made by wire, by ACH or by issuing a check by the next Business Day following receipt of a redemption request in good order from the intermediary by a Fund. Redemption requests that are processed through investment professionals that utilize the National Securities Clearing Corporation will generally settle one to three Business Days following receipt of a redemption request in good order.

However, if you have recently purchased shares with a check or through an electronic transaction, payment may be delayed as discussed below under “Miscellaneous Redemption Information.”

It is expected that payment of redemption proceeds will normally be made from uninvested cash or short-term investments, proceeds from the sale of portfolio securities, or borrowing through the Trust’s committed, unsecured credit facility (see “Credit Facility and Borrowing,” beginning on page 90). It is possible that stressed market conditions or large shareholder redemptions may result in the need for utilization

of a Fund’s ability to redeem in kind in order to meet shareholder redemption requests. A Fund reserves the right to pay all or part of your redemption proceeds in readily marketable securities instead of cash (redemption in-kind). Redemption in-kind proceeds will typically be made by delivering the selected securities to the redeeming shareholder within seven days after the receipt of the redemption request in good order by a Fund.

REDEMPTION FEES. The International Equity Fund, Emerging Markets Equity Index Fund, Global Real Estate Index Fund, Global Sustainability Index Fund and International Equity Index Fund charge a 2.00% redemption fee on the redemption of shares (including by exchange) held for 30 days or less. For the purpose of applying the fee, the Funds use a first-in, first-out (“FIFO”) method so that shares held longest are treated as being redeemed first and shares held shortest are treated as being redeemed last. The redemption fee is paid to the Fund from which the redemption is made, and is intended to offset the trading, market impact and other costs associated with short-term money movements in and out of the Fund. The redemption fee may be collected by deduction from the redemption proceeds or, if assessed after the redemption transaction, through a separate billing.

The Funds are authorized to waive the redemption fee for the following transactions:

- Redemptions from omnibus accounts, fee-based programs and employer-sponsored defined contribution plans maintained by financial intermediaries that inform the Fund that they are unable to impose a redemption fee on their underlying customer accounts;
- Redemptions where the shares were purchased through financial intermediaries that the Investment Adviser determines to have appropriate anti-short-term trading policies in place or as to which the Investment Adviser has received assurances that look-through redemption fee procedures or effective anti-short-term trading policies and procedures are in place;
- Redemptions effected pursuant to asset allocation programs, wrap fee programs and other investment programs offered by financial institutions where investment decisions are made on a discretionary basis by investment professionals;
- Redemptions pursuant to systematic withdrawal plans and automatic exchange plans;
- Redemptions of shares acquired by reinvestment of dividends, distributions or other payments;
- Redemptions due to the death or the post-purchase disability of the beneficial owner of the account;

- Redemptions to satisfy minimum required distributions from retirement accounts;
- Redemptions representing the return of excess contributions in retirement accounts;
- Redemptions initiated by the Fund; and
- Redemptions following investments of contributions in the Fund by participants in defined contribution plans.

In addition to the circumstances noted above, each Fund reserves the right to waive the redemption fee in its discretion where it believes such waiver is consistent with the best interests of the Fund, to the extent permitted by law. In addition, each Fund reserves the right to add, modify or eliminate the redemption fee or waivers at any time and will give 60 days' prior written notice of any material changes, unless otherwise provided by law.

Currently, the Funds are limited in their ability to assess or collect the redemption fee on all shares redeemed by financial intermediaries on behalf of their customers. For example, where a financial intermediary is not able to determine if the redemption fee applies and/or is not able to assess or collect the fee, or does not collect the fee at the time of a redemption, a Fund will not receive the redemption fee. If Fund shares are redeemed by a financial intermediary at the direction of its customers, the Funds may not know whether a redemption fee is applicable or the identity of the customer who should pay the redemption fee. Due to operational requirements, a financial intermediary's method for tracking and calculating the redemption fee may differ in some respects from that used by the Funds. Northern Trust will ask financial intermediaries to assess redemption fees on shareholder accounts in appropriate cases and remit these fees to the applicable Fund. However, for the reasons set forth above, there can be no assurance that the financial intermediaries will properly assess redemption fees. Customers purchasing shares from financial intermediaries should contact these intermediaries or refer to their account agreements or plan documents for more information on how the redemption fee is applied to their shares.

MISCELLANEOUS REDEMPTION INFORMATION. All redemption proceeds will be sent by check unless the Transfer Agent is directed otherwise. Redemption proceeds also may be wired. Redemptions are subject to the following restrictions:

- The Trust may require any information from the shareholder reasonably necessary to ensure that a redemption request has been duly authorized.
- Redemption requests made to the Transfer Agent by mail must be signed by a person authorized by acceptable documentation on file with the Transfer Agent.
- The Trust reserves the right, on 30 days' written notice, to redeem the shares held in any account if, at the time of redemption, the NAV of the remaining shares in the account falls below \$1,000. Involuntary redemptions will not be made if the value of shares in an account falls below the minimum solely because of a decline in a Fund's NAV.
- If you are redeeming recently purchased shares by check or electronic transaction, your redemption request may not be paid until your check or electronic transaction has cleared. This may delay your payment for up to 10 days.
- Subject to applicable law, the Trust and the Transfer Agent reserve the right to redeem shares held by any shareholder who provides incorrect or incomplete account information or when such involuntary redemptions are necessary to avoid adverse consequences to the Trust and its shareholders or the Transfer Agent.
- Subject to applicable law, the Trust, Northern Trust and their agents reserve the right to involuntarily redeem or suspend an account at the Fund's then current NAV, in cases of disruptive conduct, suspected fraudulent or illegal activity, inability to verify the identity of an investor, or other circumstances determined to be in the best interest of the Trust and its shareholders.
- The Trust, Northern Trust and their agents reserve the right, without notice, to freeze any account and/or suspend account services when: (i) notice has been received of a dispute regarding the assets in an account, or a legal claim against an account; (ii) upon initial notification to Northern Trust of a shareholder's or authorized agent's death until Northern Trust receives required documentation in correct form; or (iii) if there is a reason to believe a fraudulent transaction may occur or has occurred.
- You may initiate transactions between Northern Trust banking and the Trust's accounts by using Northern Trust Private Passport. For additional details, please go to northerntrust.com/funds or contact your Relationship Manager.
- The Trust reserves the right to change or discontinue any of its redemption procedures.
- The Trust reserves the right to defer crediting, sending or wiring redemption proceeds for up to 7 days (or such longer period permitted by the SEC) after receiving the redemption order if, in its judgment, an earlier payment could adversely affect a Fund. The processing of redemptions may be suspended, and the delivery of redemption proceeds may be delayed beyond seven days, depending on the circumstances, for any period: (i) during which the NYSE is closed (other than on holidays or weekends), or during which trading on

the NYSE is restricted; (ii) when an emergency exists that makes the disposal of securities owned by a Fund or the determination of the fair value of a Fund's net assets not reasonably practicable; or (iii) as permitted by order of the SEC for the protection of Fund shareholders.

- The Trust does not permit redemption proceeds to be sent by outgoing International ACH Transaction ("IAT"). An IAT is a payment transaction involving a financial institution's office located outside U.S. territorial jurisdiction.
- In certain circumstances, the Trust may advance the time by which redemption and exchange orders must be received. See "Early Closings" on page 80.

EXCHANGE PRIVILEGES. You may exchange shares of one fund in the Trust for shares of another fund in the Trust only if the registration of both accounts is identical. Both accounts must have the same owner's name and title, if applicable. An exchange is a redemption of shares of one fund and the purchase of shares of another fund in the Trust. If the shares redeemed are held in a taxable account, an exchange is considered a taxable event and may result in a gain or loss. The Trust reserves the right to waive or modify minimum investment requirements in connection with exchanges.

The Trust reserves the right to change or discontinue the exchange privilege at any time upon 60 days' written notice to shareholders and to reject any exchange request. Exchanges are only available in states where an exchange can legally be made. Before making an exchange, you should read the Prospectus for the shares you are acquiring.

POLICIES AND PROCEDURES ON EXCESSIVE TRADING

PRACTICES. In accordance with the policy adopted by the Board of Trustees, the Trust discourages market timing and other excessive trading practices. Purchases and exchanges should be made with a view to longer-term investment purposes only. Excessive, short-term (market timing) trading practices may disrupt Fund management strategies, increase brokerage and administrative costs, harm Fund performance and result in dilution in the value of Fund shares held by long-term shareholders. The Funds that invest primarily in foreign securities may be susceptible to the risk of excessive, short-term trading due to the potential for time zone arbitrage. These risks may be enhanced with respect to Funds that invest in issuers located in emerging markets. Securities of emerging market issuers tend to be less liquid than issuers located in developed markets, and Funds that invest principally in issuers located in emerging markets may therefore be subject to an increased risk of arbitrage. The Trust and Northern Trust reserve the right to reject or restrict purchase or exchange requests from any investor. The Trust and Northern Trust will not be liable for any loss resulting from rejected purchase or exchange orders.

To minimize harm to the Trust and its shareholders (or Northern Trust), the Trust (or Northern Trust) will exercise this right if, in the Trust's (or Northern Trust's) judgment, an investor has a history of excessive trading or if an investor's trading, in the judgment of the Trust (or Northern Trust), has been or may be disruptive to a Fund. In making this judgment, trades executed in multiple accounts under common ownership or control may be considered together to the extent they can be identified. No waivers of the provisions of the policy established to detect and deter market timing and other excessive trading activity are permitted that would harm the Trust or its shareholders or would subordinate the interests of the Trust or its shareholders to those of Northern Trust or any affiliated person or associated person of Northern Trust.

To deter excessive shareholder trading, a shareholder is restricted to no more than two "round trips" in a Fund during a calendar quarter. A "round trip" is a redemption or exchange out of a Fund followed by a purchase or exchange into the same Fund. The Trust is authorized to permit more than two "round trips" in a Fund during a calendar quarter if the Trust determines in its reasonable judgment that the Trust's excessive trading policies would not be violated. Examples of such transactions include, but are not limited to, trades involving:

- asset allocation programs, wrap fee programs and other investment programs offered by financial institutions where investment decisions are made on a discretionary basis by investment professionals;
- systematic withdrawal plans and automatic exchange plans;
- reinvestment of dividends, distributions or other payments;
- a death or post-purchase disability of the beneficial owner of the account;
- minimum required distributions from retirement accounts;
- the return of excess contributions in retirement accounts; and
- redemptions initiated by a Fund.

In addition, the International Equity Fund, Emerging Markets Equity Index Fund, Global Real Estate Index Fund, Global Sustainability Index Fund and International Equity Index Fund each impose a redemption fee on redemptions made within 30 calendar days of purchase subject to certain exceptions. For further information, please see "Redemption Fees" on page 76. As described below and in "Redemption Fees" it should be noted that the Trust's ability to monitor and limit the trading activity of shareholders investing in a Fund through an omnibus account of a financial intermediary may be significantly limited or absent where the intermediary maintains the underlying shareholder accounts.

Pursuant to the policy adopted by the Board of Trustees, the Trust has developed criteria that it uses to identify trading activity that may be excessive. The Trust reviews on a regular and periodic basis available information relating to the trading activity in the Funds in order to assess the likelihood that a Fund may be the target of excessive trading. As part of its excessive trading surveillance process, the Trust, on a periodic basis, examines transactions that exceed certain monetary thresholds or numerical limits within a period of time. If, in its judgment, the Trust detects excessive, short-term trading, whether or not the shareholder has made two round trips in a calendar quarter, the Trust may reject or restrict a purchase or exchange request and may further seek to close an investor's account with a Fund.

The Trust may modify its surveillance procedures and criteria from time to time without prior notice regarding the detection of excessive trading or to address specific circumstances. The Trust will apply the criteria in a manner that, in the Trust's judgment, will be uniform.

Fund shares may be held through omnibus arrangements maintained by intermediaries such as broker-dealers, investment advisers, transfer agents, administrators and insurance companies. In addition, Fund shares may be held in omnibus 401(k) plans, retirement plans and other group accounts. Omnibus accounts include multiple investors and such accounts typically provide the Funds with a net purchase or redemption request on any given day where the purchases and redemptions of Fund shares by the investors are netted against one another. The identities of individual investors whose purchase and redemption orders are aggregated are not known by the Funds. While Northern Trust may monitor share turnover at the omnibus account level, a Fund's ability to monitor and detect market timing by shareholders or apply any applicable redemption fee in these omnibus accounts is limited. The netting effect makes it more difficult to identify, locate and eliminate market timing activities. In addition, those investors who engage in market timing and other excessive trading activities may employ a variety of techniques to avoid detection. There can be no assurance that the Funds and Northern Trust will be able to identify all those who trade excessively or employ a market timing strategy, and curtail their trading in every instance.

If necessary, the Trust may prohibit additional purchases of Fund shares by a financial intermediary or by certain of the intermediary's customers. Financial intermediaries may also monitor their customers' trading activities in the Trust. Certain financial intermediaries may monitor their customers for excessive trading according to their own excessive trading policies. The Trust may rely on these financial intermediaries' excessive trading policies in lieu of applying the Trust's policies. The financial intermediaries' excessive trading policies may

differ from the Trust's policies and there is no assurance that the procedures used by financial intermediaries will be able to curtail excessive trading activity in the Trust.

Underlying Funds of the Global Tactical Asset Allocation Fund that invest primarily in foreign securities may be susceptible to the risk of excessive, short-term trading due to the potential for time zone arbitrage. These risks may be enhanced with respect to Underlying Funds that invest in issuers located in emerging markets. Securities of emerging market issuers tend to be less liquid than issuers located in developed markets, and Underlying Funds that invest principally in issuers located in emerging markets may therefore be subject to an increased risk of arbitrage.

IN-KIND PURCHASES AND REDEMPTIONS. The Trust reserves the right to accept payment for shares in the form of securities that are permissible investments for a Fund. The Trust also reserves the right to pay redemptions by a distribution "in-kind" of securities (instead of cash) from a Fund. See the SAI for further information about the terms of these purchases and redemptions.

TELEPHONE TRANSACTIONS. All calls may be recorded or monitored. The Transfer Agent has adopted procedures in an effort to establish reasonable safeguards against fraudulent telephone transactions. If reasonable measures are taken to verify that telephone instructions are genuine, the Trust and its service providers will not be responsible for any loss resulting from fraudulent or unauthorized instructions received over the telephone. In these circumstances, shareholders will bear the risk of loss. During periods of unusual market activity, you may have trouble placing a request by telephone. In this event, consider sending your request in writing or follow the procedures found on pages 72 or 74 for initiating transactions by the Internet.

The proceeds of redemption orders received by telephone will be sent by check, wire or transfer according to proper instructions. All checks will be made payable to the shareholder of record and mailed only to the shareholder's address of record.

The Trust reserves the right to refuse a telephone redemption subject to applicable law.

MAKING CHANGES TO YOUR ACCOUNT INFORMATION. You may make changes to wiring instructions only in writing. You may make changes to an address of record or certain other account information in writing or by telephone. Written instructions must be accompanied by acceptable evidence of authority (if applicable). A signature guarantee also may be required from an institution participating in the Stock Transfer Agency Medallion Program ("STAMP"). Additional requirements may be imposed. In accordance with SEC

regulations, the Trust and Transfer Agent may charge a shareholder reasonable costs in locating a shareholder's current address.

SIGNATURE GUARANTEES. If a signature guarantee is required, it must be from an institution participating in STAMP, or other acceptable evidence of authority (if applicable) must be provided. Additional requirements may be imposed by the Trust. In addition to the situations described in this Prospectus, the Trust may require signature guarantees in other circumstances based on the amount of a redemption request or other factors.

BUSINESS DAY. A "Business Day" is each Monday through Friday when the New York Stock Exchange (the "Exchange") is open for business. For any given calendar year, the Funds will be closed on the following holidays or as observed: New Year's Day, Martin Luther King, Jr. Day, Presidents' Day, Good Friday, Memorial Day, Independence Day, Labor Day, Thanksgiving Day and Christmas Day.

GOOD ORDER. A purchase, redemption or exchange request is considered to be "in good order" when all necessary information is provided and all required documents are properly completed, signed and delivered, including acceptable evidence of authority (if applicable). Requests must include the following:

- The account number (if issued) and Fund name;
- The amount of the transaction, in dollar amount or number of shares;
- For redemptions and exchanges (other than online, telephone or wire redemptions), the signature of all account owners exactly as they are registered on the account;
- Required signature guarantees, if applicable;
- Other supporting legal documents and certified resolutions that might be required in the case of estates, corporations, trusts and other entities or forms of ownership. Call 800-595-9111 for more information about documentation that may be required of these entities.

Additionally, a purchase order initiating the opening of an account will not be considered to be "in good order" unless the investor has provided all information required by the Trust's "Customer Identification Program" described below.

CUSTOMER IDENTIFICATION PROGRAM. Federal law requires the Trust to obtain, verify and record identifying information, which may include the name, residential or business street address, date of birth (for an individual), social security or taxpayer identification number or other identifying information for each investor who opens or reopens an account with the Trust. Applications without this information, or

without an indication that a social security or taxpayer identification number has been applied for, may not be accepted. After acceptance, to the extent permitted by applicable law or the Trust's customer identification program, the Trust reserves the right to: (a) place limits on account transactions until an investor's identity is verified; (b) refuse an investment in the Trust; or (c) involuntarily redeem an investor's shares and close an account in the event that an investor's identity is not verified. The Trust and its agents will not be responsible for any loss in an investor's account resulting from an investor's delay in providing all required identifying information or from closing an account and redeeming an investor's shares when an investor's identity is not verified.

EARLY CLOSINGS. The Funds reserve the right to advance the time for accepting purchase, redemption or exchange orders for same Business Day credit when the Exchange closes early, trading on the Exchange is restricted, an emergency arises or as otherwise permitted by the SEC. In addition, the Board of Trustees of the Trust also may, for any Business Day, decide to change the time as of which a Fund's NAV is calculated in response to new developments such as altered trading hours, or as otherwise permitted by the SEC.

EMERGENCY OR UNUSUAL EVENTS. In the event the Exchange does not open for business because of an emergency or unusual event, the Trust may, but is not required to, open one or more Funds for purchase, redemption and exchange transactions if the Federal Reserve wire payment system is open.

To learn whether a Fund is open for business during an emergency situation or unusual event, please call 800-595-9111 or visit northerntrust.com/funds.

FINANCIAL INTERMEDIARIES. The Trust may authorize certain institutions acting as financial intermediaries (including banks, trust companies, brokers and investment advisers) to accept purchase, redemption and exchange orders from their customers on behalf of the Funds. These authorized intermediaries also may designate other intermediaries to accept such orders, if approved by the Trust. A Fund will be deemed to have received an order when the order is accepted by the authorized intermediary, and the order will be priced at the Fund's per share NAV next determined, provided that the authorized intermediary forwards the order (and payment for any purchase order) to the Transfer Agent on behalf of the Trust within agreed-upon time periods. If the order (or payment for any purchase order) is not received by the Transfer Agent within such time periods, the authorized intermediary may be liable for fees and losses and the transaction may be cancelled.

The Trust may enter into agreements with certain financial intermediaries, including affiliates of Northern Trust that perform support services for their customers who own Fund shares (“Service Organizations”). These support services may include:

- assisting investors in processing purchase, exchange and redemption requests;
- processing dividend and distribution payments from the Funds;
- providing information to customers showing their positions in the Funds; and
- providing subaccounting with respect to Fund shares beneficially owned by customers or the information necessary for subaccounting.

For their services, Service Organizations may receive fees from a Fund at annual rates of up to 0.15% of the average daily NAV of the shares covered by their agreements. Because these fees are paid out of the Funds’ assets on an on-going basis, they will increase the cost of your investment in the Funds.

The Funds’ arrangements with Service Organizations under the agreements are governed by a Service Plan, which has been adopted by the Board of Trustees.

Northern Trust also may provide compensation to certain dealers and Service Organizations, for marketing and distribution in connection with the Trust. Northern Trust may also sponsor informational meetings, seminars and other similar programs designed to market the Trust. The amount of such compensation and payments may be made on a one-time and/or periodic basis, and may represent all or a portion of the annual fees earned by the Investment Adviser (after adjustments). The additional compensation and payments will be paid by Northern Trust or its affiliates and will not represent an additional expense to the Trust or its shareholders. Such payments may provide incentives for financial intermediaries to make shares of the Funds available to their customers, and may allow the Funds greater access to such parties and their customers than would be the case if no payments were paid.

Investors purchasing shares of a Fund through a financial intermediary should read their account agreements with the financial intermediary carefully. A financial intermediary’s requirements may differ from those listed in this Prospectus. A financial intermediary also may impose account charges, such as asset allocation fees, account maintenance fees and other charges that will reduce the net return on an investment in a Fund. If an investor has agreed with a particular financial intermediary to maintain a minimum balance and the balance falls below this minimum, the investor may be required to redeem all or a portion of the investor’s investment in a Fund.

Conflict of interest restrictions may apply to the receipt of compensation by a Service Organization or other financial intermediary in connection with the investment of fiduciary funds in Fund shares. Institutions, including banks regulated by the Comptroller of the Currency, Federal Reserve Board and state banking commissions, and investment advisers and other money managers subject to the jurisdiction of the SEC, the Department of Labor, or state securities commissions, are urged to consult their legal counsel.

State securities laws regarding the registration of dealers may differ from federal law. As a result, Service Organizations and other financial intermediaries investing in the Funds on behalf of their customers may be required to register as dealers.

INVESTMENTS BY OTHER INVESTMENT COMPANIES. From time to time, an unaffiliated investment company (an “Investing Fund”) may invest in an Equity Index Fund in excess of the limits set forth in the 1940 Act in reliance on an exemptive order issued by the SEC to the Investing Fund (an “Investing Fund Order”). Pursuant to the requirements of such an Investing Fund Order, the Trust will (i) enter into a Participation Agreement with the Investing Fund setting forth the terms and conditions of the investment by the Investing Fund and (ii) adopt a policy that the Equity Index Fund in which the Investing Fund intends to invest will not acquire during the term of the Participation Agreement any securities of another investment company in excess of the limitations set forth in the 1940 Act, subject to certain exceptions.

PORTFOLIO HOLDINGS. The Funds, or their duly authorized service providers, may publicly disclose holdings of all Funds in accordance with regulatory requirements, such as periodic portfolio disclosure in filings with the SEC.

A complete schedule of each Equity Fund’s holdings, current as of calendar quarter-end will be available on the Trust’s website at northerntrust.com/funds no earlier than ten (10) calendar days after the end of the period. A complete schedule of Global Tactical Asset Allocation Fund’s and each Equity Index Fund’s holdings, current as of calendar month-end will be available on the Trust’s website at northerntrust.com/funds no earlier than ten (10) calendar days after the end of the period. The Funds will also publish their top ten holdings on their website, current as of month-end, no earlier than ten (10) calendar days after the end of the month. For the Global Tactical Asset Allocation Fund, the information posted to the website is the percentage of the Fund’s holdings in the Underlying Funds. This information will remain available on the website at least until the Funds file with the SEC their semiannual/annual shareholder report or quarterly portfolio holdings report that includes such period. The Funds may terminate or modify this policy at any time without further notice to shareholders.

A further description of the Trust's Policy on Disclosure of Portfolio Holdings is available in the SAL.

SHAREHOLDER COMMUNICATIONS. Shareholders of record will be provided each year with a semiannual report showing portfolio investments and other information as of September 30 and with an annual report containing audited financial statements as of March 31. If we have received appropriate written consent, we send a single copy of all materials, including prospectuses, financial reports, proxy statements or information statements to all shareholders who share the same mailing address, even if more than one person in a household holds shares of a Fund.

If you do not want your mailings combined with those of other members of your household, you may opt-out at any time by

contacting the Northern Funds Center by telephone at 800-595-9111 or by mail at Northern Funds, P.O. Box 75986, Chicago, Illinois 60675-5986. You also may send an e-mail to northern-funds@ntrs.com. The Funds will begin sending individual copies to you within 30 days after receipt of your opt-out notice.

The Trust may reproduce this Prospectus in electronic format that may be available on the Internet. If you have received this Prospectus in electronic format you, or your representative, may contact the Transfer Agent for a free paper copy of this Prospectus by writing to the Northern Funds Center at P.O. Box 75986, Chicago, Illinois 60675-5986, calling 800-595-9111 or by sending an e-mail to: northern-funds@ntrs.com.

DIVIDENDS AND DISTRIBUTIONS

DIVIDENDS AND CAPITAL GAIN DISTRIBUTIONS OF EACH FUND ARE AUTOMATICALLY REINVESTED IN ADDITIONAL SHARES OF THE SAME FUND WITHOUT ANY SALES CHARGE.

You may, however, elect to have dividends or capital gain distributions (or both) paid in cash or reinvested in shares of another fund in the Trust at its NAV per share. If you would like to receive dividends or distributions in cash or have them reinvested in another fund in the Trust, you must notify the Transfer Agent in writing. This election will become effective for distributions paid two days after its receipt by the Transfer Agent. Dividends and distributions only may be reinvested in a fund in the Trust in which you maintain an account.

Dividend and capital gain distributions that are returned to a Fund as undeliverable will be reinvested into your account upon return receipt at the Fund's then current NAV. Also, future distributions will be reinvested until the Fund receives valid delivery instructions.

The following table summarizes the general distribution policies for each of the Funds. A Fund may, in some years, pay additional dividends or make additional distributions to the extent necessary for the Fund to avoid incurring tax liabilities or for other reasons.

Fund	Dividends, if any, Declared and Paid	Capital Gains, if any, Declared and Paid
GLOBAL TACTICAL ASSET ALLOCATION	Quarterly	Annually
INCOME EQUITY	Monthly	Annually
INTERNATIONAL EQUITY	Annually	Annually
LARGE CAP CORE	Quarterly	Annually
LARGE CAP VALUE	Annually	Annually
SMALL CAP CORE	Annually	Annually
SMALL CAP VALUE	Annually	Annually
U.S. QUALITY ESG FUND ⁽¹⁾	Quarterly	Annually
EMERGING MARKETS EQUITY INDEX	Annually	Annually
GLOBAL REAL ESTATE INDEX	Quarterly	Annually
GLOBAL SUSTAINABILITY INDEX	Annually	Annually
INTERNATIONAL EQUITY INDEX	Annually	Annually
MID CAP INDEX	Annually	Annually
SMALL CAP INDEX	Annually	Annually
STOCK INDEX	Quarterly	Annually

(1) The Fund commenced operations on August 20, 2017.

TAX CONSIDERATIONS

The following is a summary of certain tax considerations that may be relevant to an investor in a Fund. The discussions of the federal income tax consequences in this Prospectus and the SAI are based on the Internal Revenue Code of 1986, as amended (the “Code”) and the regulations issued under it, and court decisions and administrative interpretations, as in effect on the date of this Prospectus. Future legislative or administrative changes or court decisions may significantly alter the statements included herein, and any such changes or decisions may be retroactive. Except where otherwise indicated, the discussion relates to shareholders who are individual U.S. citizens or residents and is based on current tax law. You should consult your tax professional for further information regarding federal, state, local and/or foreign tax consequences relevant to your specific situation.

DISTRIBUTIONS. Each Fund intends to qualify as a regulated investment company for federal tax purposes, and to distribute to shareholders substantially all of its net investment income and net capital gain each year. Except as otherwise noted below, you will generally be subject to federal income tax on a Fund’s distributions to you, regardless of whether they are paid in cash or reinvested in Fund shares. For federal income tax purposes, Fund distributions attributable to short-term capital gains and net investment income are taxable to you as ordinary income. Distributions attributable to net capital gain (the excess of net long-term capital gains over net short-term capital losses) of a Fund generally are taxable to you as long-term capital gains. This is true no matter how long you own your Fund shares. The maximum long-term capital gain rate applicable to individuals, estates and trusts is currently 20%. Gains from real estate investment trusts (“REITs”) that are unrecaptured Section 1250 gains are subject to tax at a maximum rate of 25%. U.S. individuals with “modified adjusted gross income” exceeding \$200,000 (\$250,000 if married and filing jointly) and trusts and estates with income above certain thresholds are subject to the Medicare contribution tax on their “net investment income,” which includes non-exempt interest, dividends and capital gains at a rate of 3.8%.

Except as stated below, you may be subject to state and local taxes on Fund distributions and redemptions. State income taxes may not apply, however, to the portions of each Fund’s distributions, if any, that are attributable to interest on certain types of federal securities or interest on securities issued by the particular state or municipalities within the state.

There are certain tax requirements that each Fund must follow in order to qualify as a regulated investment company and to avoid federal income taxation. In their efforts to adhere to these requirements, the Funds may have to limit their investment activity in some types of instruments.

Distributions of “qualifying dividends” will also generally be taxable to you at long-term capital gain rates, as long as certain requirements are met. In general, if 95% or more of the gross income of a Fund (other than net capital gain) consists of dividends received from domestic corporations or “qualified” foreign corporations (“qualifying dividends”) and when certain other requirements are met, then all distributions paid by the Fund to individual shareholders will be treated as qualifying dividends. But if less than 95% of the gross income of a Fund (other than net capital gain) consists of qualifying dividends, then distributions paid by the Fund to individual shareholders will be qualifying dividends only to the extent they are derived from qualifying dividends earned by the Fund. For the long-term capital gain rates to apply, you must have owned your Fund shares for at least 61 days during the 121-day period beginning on the date that is 60 days before the Fund’s ex-dividend date (and the Fund will need to have met a similar holding period requirement with respect to the shares of the corporation paying the qualifying dividend). The amount of a Fund’s distributions that qualify for this favorable treatment may be reduced as a result of the Fund’s or an Underlying Fund’s securities lending activities, if any, by a high portfolio turnover rate or by investments in debt securities or “non-qualified” foreign corporations.

To the extent that a Fund invests a portion of its assets in entities that qualify as REITs for U.S. federal income tax purposes or foreign corporations that are not “qualified” foreign corporations, distributions attributable to the dividends from those entities will generally not constitute “qualifying dividends” for purposes of the long-term capital gain rate. Accordingly, investors in a Fund should anticipate that all or a portion of the dividends they receive may be taxable at the higher rates generally applicable to ordinary income.

A portion of distributions paid by a Fund to shareholders who are corporations may also qualify for the dividends-received deduction for corporations, subject to certain holding period requirements and debt financing limitations. The amount of the dividends qualifying for this deduction may, however, be reduced as a result of a Fund’s or an Underlying Fund’s securities lending activities, by a high portfolio turnover rate or by investments in debt securities or foreign corporations.

Dividends and distributions from each Fund will generally be taxable to you in the year in which they are paid, with one exception. Dividends and distributions declared by a Fund in October, November or December and paid in January of the following year are taxed as though they were paid on December 31.

Each year, the Fund will send you an annual statement (Form 1099) of your account activity to assist you in completing your federal, state and local tax returns. Prior to issuing your statement, the Fund makes every effort to obtain correct information regarding Fund income to reduce the number of corrected forms mailed to shareholders. However, when necessary, the Fund will send you a corrected Form 1099 to reflect changes in information regarding fund income.

The REIT or Master Limited Partnership (“MLP”) investments of a Fund often do not provide complete tax information to the Fund until after the calendar year-end. Consequently, because of the delay, it may be necessary for the Fund to request permission to extend the deadline for issuance of Forms 1099-DIV beyond January 31. Also, under current provisions of the Code, distributions attributable to operating income of REITs in which the Fund invests are not eligible for favorable tax treatment as long-term capital gains and will be taxable to you as ordinary income.

You should note that if you buy shares of a Fund shortly before it makes a distribution, the distribution will be fully taxable to you even though, as an economic matter, it simply represents a return of a portion of your investment. This adverse tax result is known as “buying into a dividend.”

FOREIGN TAXES. Some of the Funds may be subject to foreign withholding taxes with respect to dividends or interest received from sources in foreign countries. If more than 50% of the value of the total assets of a Fund consists of stocks and securities (including debt securities) of foreign corporations at the close of a taxable year, the Fund may elect, for federal income tax purposes, to treat certain foreign taxes paid by them, including generally any withholding and other foreign income taxes, as paid by their shareholders. It is anticipated that the International Equity Fund, Emerging Markets Equity Index Fund and International Equity Index Fund may be eligible to make this election. If these Funds make this election, the amount of such foreign taxes paid by the Funds will be included in its shareholders’ income pro rata (in addition to taxable distributions actually received by them), and such shareholders will be entitled either (1) to credit that proportionate amount of taxes against U.S. federal income tax liability as a foreign tax credit (subject to applicable limitations) or (2) to take that amount as an itemized deduction. A Fund that is not eligible or chooses not to make this election will be entitled to deduct such taxes in computing the amounts they are required to distribute.

The Underlying Funds of the Global Tactical Asset Allocation Fund may be subject to foreign withholding or foreign taxes on income or gain from certain foreign securities. In general, these foreign taxes will reduce the taxable income of the Fund, but will not be passed through to you as potential foreign tax credits.

SALES AND EXCHANGES. The sale, exchange, or redemption of Fund shares is a taxable event on which a gain or loss may be recognized. For federal income tax purposes, an exchange of shares of one Fund for shares of another Fund is considered the same as a sale. The amount of gain or loss is based on the difference between your tax basis in the Fund shares and the amount you receive for them upon disposition. Generally, you will recognize long-term capital gain or loss if you have held your Fund shares for over twelve months at the time you dispose of them. Gains and losses on shares held for twelve months or less will generally constitute short-term capital gains, except that a loss on shares held six months or less will be recharacterized as a long-term capital loss to the extent of any capital gains distributions that you have received on the shares. A loss realized on a sale or exchange of Fund shares may be disallowed under the so-called “wash sale” rules to the extent the shares disposed of are replaced with other shares of that same Fund within a period of 61 days beginning 30 days before and ending 30 days after the shares are disposed of, such as pursuant to a dividend reinvestment in shares of the Fund. If disallowed, the loss will be reflected in an adjustment to the basis of the shares acquired.

The Fund is required to compute and report to the Internal Revenue Service and furnish to Fund shareholders cost basis information when Fund shares are sold or exchanged. The Fund has elected to use the average cost method, unless you instruct the Fund to use a different IRS-accepted cost basis method, or choose to specifically identify your shares at the time of each sale or exchange. If your account is held by your broker or other financial advisor, they may select a different cost basis method. In these cases, please contact your broker or other financial advisor to obtain information with respect to the available methods and elections for your account. You should carefully review the cost basis information provided by the Fund and make any additional basis, holding period or other adjustments that are required when reporting these amounts on your federal and state income tax returns. Fund shareholders should consult with their tax professionals to determine the best IRS-accepted cost basis method for their tax situation and to obtain more information about how the new cost basis reporting requirements apply to them.

IRAS AND OTHER TAX-QUALIFIED PLANS. The one major exception to the preceding tax principles is that distributions on, and sales, exchanges and redemptions of, shares held in an IRA or other tax-qualified plan will not be currently taxable unless shares are acquired with borrowed funds.

Shareholders who are recipients of Social Security Act or Railroad Retirement benefits should note that exempt interest dividends will be taken into account in determining the taxability of their benefit payments.

BACKUP WITHHOLDING. The Trust will be required in certain cases to withhold and remit to the U.S. Treasury 24% of the dividends and gross sales proceeds paid to any shareholder (i) who had provided either an incorrect tax identification number or no number at all, (ii) who is subject to backup withholding by the Internal Revenue Service for failure to report the receipt of taxable interest or dividend income properly, or (iii) who has failed to certify to the Trust, when required to do so, that he or she is not subject to backup withholding or that he or she is an “exempt recipient.”

U.S. TAX TREATMENT OF FOREIGN SHAREHOLDERS.

Nonresident aliens, foreign corporations and other foreign investors will generally be exempt from U.S. federal income tax on distributions attributable to net capital gains. The exemption may not apply, however, if an investment in a Fund is connected to a trade or business of the foreign investor in the United States or if the foreign investor is present in the United States for 183 days or more in a year and certain other conditions are met.

Fund distributions attributable to other categories of Fund income, such as dividends from companies whose securities are held by a Fund or an Underlying Fund of Global Tactical Asset Allocation Fund, will generally be subject to a 30% withholding tax when paid to foreign shareholders. The withholding tax may, however, be reduced (and, in some cases, eliminated) under an applicable tax treaty between the United States and a shareholder’s country of residence or incorporation, provided that the shareholder furnishes the Fund with a properly completed Form W-8BEN or W-8BEN-E, as applicable, to establish entitlement for these treaty benefits.

Dividends reported as short-term capital gain dividends or interest-related dividends are not subject to U.S. withholding tax.

A foreign investor will generally not be subject to U.S. tax on gains realized on sales or exchanges of Fund shares unless the investment in the Fund is connected to a trade or business of the investor in the United States or if the investor is present in

the United States for 183 days or more in a year and certain other conditions are met.

Distributions to foreign shareholders attributable to U.S. real estate gains received from the sale of U.S. real property interests and real estate gains from REITs will be subject to U.S. withholding tax at rates up to 35%.

If a foreign shareholder holds more than 5% of a Fund at any time during the 5-year period ending on the date of disposition or redemption of shares (a “5% Shareholder”) and the Fund is a U.S. Real Property Holding Corporation (as defined in the Code), the foreign shareholder will be subject to withholding tax on the gain at a 35% rate and may be required to file a U.S. federal income tax return. Foreign corporations recognizing gain under these rules may be subject to the U.S. Branch Profits Tax.

In addition, the Funds are required to withhold 30% tax on payments to foreign entities that do not meet specified information reporting requirements under the Foreign Account Tax Compliance Act.

All foreign investors should consult their own tax professionals regarding the tax consequences in the United States and their country of residence of an investment in a Fund.

STATE AND LOCAL TAXES. You may also be subject to state and local taxes on income and gain attributable to your ownership of Fund shares. State income taxes may not apply, however, to the portions of a Fund’s distributions, if any, that are attributable to interest earned by the Fund on U.S. government securities. You should consult your tax professional regarding the tax status of distributions in your state and locality.

CONSULT YOUR TAX PROFESSIONAL. Your investment in the Funds could have additional tax consequences. You should consult your tax professional for information regarding all tax consequences applicable to your investments in a Fund. More tax information relating to the Funds is also provided in the SAI. This short summary is not intended as a substitute for careful tax planning.

SECURITIES, TECHNIQUES AND RISKS

ADDITIONAL INFORMATION ON INVESTMENT OBJECTIVES, PRINCIPAL INVESTMENT STRATEGIES AND RELATED RISKS, DESCRIPTION OF SECURITIES AND COMMON INVESTMENT TECHNIQUES

The following provides additional information regarding each Fund's investment objective, principal investment strategies and related risks discussed in the Fund Summaries—Principal Investment Strategies section for each Fund, as well as information about additional investment strategies and techniques that a Fund may employ in pursuing its investment objective. Principal investment strategies and risks for each Fund are noted in parenthesis. The Funds also may make other types of investments to the extent permitted by applicable law. Additional information about the Funds, their investment strategies and risks can also be found in the Funds' SAI.

All investments carry some degree of risk that will affect the value of a Fund's investments, its investment performance and the price of its shares. As a result, loss of money is a risk of investing in each Fund.

Because the Global Tactical Asset Allocation Fund invests primarily in the Underlying Funds, the risks described below for the Global Tactical Asset Allocation Fund are in reference to the Underlying Funds, and to the extent that the Fund invests directly in securities and other instruments, the risks described below are also directly applicable to the Fund.

INVESTMENT OBJECTIVES. A Fund's investment objective may be changed by the Trust's Board of Trustees without shareholder approval. Shareholders will, however, be notified of any changes to a Fund's investment objective. Any changes to a Fund's investment objective may result in a Fund having an investment objective different from the investment objective that the shareholder considered appropriate at the time of investment in the Fund.

INVESTMENTS OF THE UNDERLYING FUNDS (*principal strategy for the Global Tactical Asset Allocation Fund*). Because the Global Tactical Asset Allocation Fund invests in the Underlying Funds, the Fund's shareholders will be affected by the investment policies of the Underlying Funds in direct proportion to the amount of assets the Fund allocates to those Underlying Funds. The Global Tactical Asset Allocation Fund may invest in various Underlying Funds that seek to track certain equity and fixed-income indices. Investments in index funds will subject the Fund to tracking risk, which is the risk that the index funds' performance will not track the performance of its respective index. The Global Tactical Asset Allocation Fund also may invest in Underlying Funds that in turn invest in foreign issuers and thus are subject to additional risks, including changes in foreign currency exchange rates and country risk. Foreign investments of the Underlying Funds may

include securities of issuers located in emerging countries in Asia, Latin America, Eastern Europe and Africa. The Global Tactical Asset Allocation Fund also may invest in Underlying Funds that invest in mid- and small-capitalization stocks, which may be riskier than investing in larger, more established companies. The Global Tactical Asset Allocation Fund's investment in Underlying Funds that invest in fixed-income securities will be subject to, among other things, credit (or default) risk and interest rate/maturity risk. Credit (or default) risk is the risk that an issuer or guarantor of a security or a counterparty to a transaction may default on its payment obligations or experience a decline in credit quality. Interest rate/maturity risk is the risk that increases in prevailing interest rates will cause fixed-income securities held by the Fund to decline in value. The magnitude of this decline will often be greater for longer-term fixed-income securities than shorter-term fixed-income securities. The Underlying Funds will also be subject to prepayment (or call) risk (the risk that an issuer will exercise its right to pay principal on an obligation held by the Fund earlier than expected) and debt extension risk (the risk that an issuer will exercise its right to pay principal on an obligation held by the Fund later than expected). The Global Tactical Asset Allocation Fund may invest in Underlying Funds that invest in asset-backed and structured investment securities, which may involve a greater chance of default during periods of economic downturn than other securities, and may be less liquid and more difficult to value and liquidate. Underlying Funds may also invest in real estate securities, commodity-related securities and money market investments. The risks of the Underlying Funds' investments and the Fund to the extent the Fund invested in those investments directly are discussed in more detail below.

AFFILIATED PERSON RISK (*principal risk for the Global Tactical Asset Allocation Fund*). In managing the Global Tactical Asset Allocation Fund, NTI will have the authority to select and substitute Underlying Funds and NTI and its affiliates are also responsible for managing certain of the Underlying Funds. NTI is subject to a conflict of interest in allocating Fund assets among the various Underlying Funds because the fees payable to it and/or its affiliates by some affiliated Underlying Funds may be higher than the fees payable by other Underlying Funds. The trustees and officers of the affiliated Underlying Funds also may have conflicting interests in fulfilling their fiduciary duties to both the Global Tactical Asset Allocation Fund and the affiliated Underlying Funds.

APPLYING THE INVESTMENT ADVISER'S QUALITY ESG MODEL (*principal strategy for the U.S. Quality ESG Fund*). The U.S. Quality ESG Fund intends to invest in large and mid-capitalization U.S. companies that the Investment Adviser believes have favorable environmental, social and governance ("ESG") factors as provided by a third-party research vendor,

and that exhibit strong business fundamentals, solid management and reliable cash flows and are located, headquartered in, incorporated in or otherwise organized in the United States. The U.S. Quality ESG Fund expects its investments to be allocated among companies that are large and mid-capitalization and are diversified in terms of industries.

INVESTMENT STRATEGY. The Investment Adviser manages the U.S. Quality ESG Fund according to the Investment Adviser's quantitative model. To define an investable universe, NTI excludes securities of companies involved in ESG controversies or those that violate global norms like the United Nations Global Compact. NTI also removes companies that do a poor job of managing their ESG risks and opportunities relative to their peers as well as those with material involvement in controversial business practices, including, but not limited to, tobacco and civilian firearms. NTI engages a third-party research vendor to provide ESG data for U.S. companies. The third-party vendor identifies ESG areas of risk and opportunity, evaluates exposure management, and ranks and rates companies against their industry peers. After defining the investable universe, NTI evaluates the quality of the remaining securities and removes those securities that do not meet the proprietary methodology. NTI's quality methodology rates securities based on three categories of financial signals (profitability, management efficiency, and cash generation).

The U.S. Quality ESG Fund is constructed based on an optimization methodology designed to take active exposure by overweighting and underweighting securities based on their ESG and relative financial quality rankings. NTI also performs a risk management analysis in which risk exposures are measured and managed on the security, sector and portfolio levels. NTI makes final purchase decisions based on the quantitative model described above and on a desired level of diversification. The U.S. Quality ESG Fund will normally sell a security that NTI believes is no longer attractive based upon the evaluation criteria described above. As part of the optimization approach, risks such as sector and style tilt are managed. Further, the carbon footprint of the portfolio is reduced relative to the companies in the benchmark Russell 1000 Index.

ASSET ALLOCATION RISK (*principal risk for the Global Tactical Asset Allocation Fund*) is the risk that the selection by the Global Tactical Asset Allocation Fund Portfolio Manager of the Underlying Funds and the allocation of the Fund's assets among the various asset classes and market segments as defined by Northern Trust's Investment Policy Committee may cause the Fund to underperform other funds with a similar investment objective. The Fund's investment in any one Underlying Fund or asset class may exceed 25% of the Fund's total assets.

ASSET-BACKED SECURITIES. Asset-backed securities are sponsored by entities such as government agencies, banks, financial companies and commercial or industrial companies. Asset-backed securities represent participations in, or are secured by and payable from, pools of assets such as mortgages, automobile loans, credit card receivables and other financial assets. In effect, these securities "pass through" the monthly payments that individual borrowers make on their mortgages or other assets net of any fees paid to the issuers. Examples of these include guaranteed mortgage pass-through certificates, collateralized mortgage obligations ("CMOs") and real estate mortgage investment conduits ("REMICs"). Examples of asset-backed securities also include collateralized debt obligations ("CDOs"), which include collateralized bond obligations ("CBOs"), collateralized loan obligations ("CLOs") and other similarly structured securities. A CBO is a trust typically collateralized by a pool that is backed by a diversified pool of high risk, below-investment-grade fixed-income securities. A CLO is a trust typically collateralized by a pool of loans that may include, among others, domestic and foreign senior secured loans; senior unsecured loans; and other subordinate corporate loans, including loans that may be rated below-investment-grade or equivalent unrated loans.

INVESTMENT STRATEGY. To the extent consistent with their investment objectives and strategies, the Funds may purchase these and other types of asset-backed securities. The Funds also may, to the extent consistent with their investment objectives and strategies, invest in CDOs. Such securities are subject to the same quality requirements as the other types of fixed-income securities held by a Fund.

SPECIAL RISKS. In addition to credit and market risk, asset-backed securities may involve prepayment risk because the underlying assets (loans) may be prepaid at any time. Prepayment (or call) risk is the risk that an issuer will exercise its right to pay principal on an obligation held by a Fund (such as a mortgage or other asset-backed security) earlier than expected. This may happen during a period of declining interest rates. Under these circumstances, a Fund may be unable to recoup all of its initial investment and will suffer from having to reinvest in lower-yielding securities. The loss of higher-yielding securities and the reinvestment at lower interest rates can reduce a Fund's income, total return and share price.

The value of these securities also may change because of actual or perceived changes in the creditworthiness of the originator, the service agent, the financial institution providing the credit support or the counterparty. Unlike mortgage-backed securities issued or guaranteed by agencies of the U.S. government or government-sponsored entities, mortgage-backed securities issued by private issuers do not have a government or government-sponsored entity guarantee (but may have other

credit enhancement), and may, and frequently do, have less favorable collateral, credit risk or other underwriting characteristics. Credit supports generally apply only to a fraction of a security's value. Like other fixed-income securities, when interest rates rise, the value of an asset-backed security generally will decline. However, when interest rates decline, the value of an asset-backed security with prepayment features may not increase as much as that of other fixed-income securities. In addition, non-mortgage asset-backed securities involve certain risks not presented by mortgage-backed securities. Primarily, these securities do not have the benefit of the same security interest in the underlying collateral. Credit card receivables generally are unsecured, and the debtors are entitled to the protection of a number of state and federal consumer credit laws. Automobile receivables are subject to the risk that the trustee for the holders of the automobile receivables may not have an effective security interest in all of the obligations backing the receivables. If the issuer of the security has no security interest in the related collateral, there is the risk that a Fund or an Underlying Fund could lose money if the issuer defaults. CBOs and CLOs are generally offered in tranches that vary in risk and yield. Both CBOs and CLOs can experience substantial losses due to actual defaults of the underlying collateral, increased sensitivity to defaults due to collateral default and disappearance of junior tranches that protect the more senior tranches, market anticipation of defaults and aversion to CBO or CLO securities as a class. As a result of the economic recession that commenced in the United States in 2008, there is a heightened risk that the receivables and loans underlying the asset-backed securities purchased by a Fund or an Underlying Fund may suffer greater levels of default than were historically experienced.

In addition to prepayment risk, investments in mortgage-backed securities comprised of subprime mortgages and investments in other asset-backed securities of underperforming assets may be subject to a higher degree of credit risk, valuation risk, and liquidity risk.

BORROWINGS AND REVERSE REPURCHASE AGREEMENTS. The Funds or Underlying Funds may borrow money from banks and may enter into reverse repurchase agreements with banks and other financial institutions.

INVESTMENT STRATEGY. Each Fund may borrow money from banks and enter into reverse repurchase agreements with banks and other financial institutions in amounts not exceeding one-fourth of the value of its total assets (including the amount borrowed). The Funds may enter into reverse repurchase agreements when the Investment Adviser expects that the interest income to be earned from the investment of the transaction proceeds will be greater than the related interest expense.

SPECIAL RISKS. Borrowings and reverse repurchase agreements involve leveraging. Reverse repurchase agreements involve the sale of securities held by a Fund or Underlying Fund subject to the Fund's or Underlying Fund's agreement to repurchase them at a mutually agreed upon date and price (including interest). If the securities held by the Funds or Underlying Funds decline in value while these transactions are outstanding, the NAV of the Funds' or Underlying Funds' outstanding shares will decline in value by proportionately more than the decline in value of the securities.

In addition, reverse repurchase agreements involve the risks that (a) the interest income earned by a Fund or Underlying Fund (from the investment of the proceeds) will be less than the interest expense of the transaction; (b) the market value of the securities sold by a Fund or Underlying Fund will decline below the price the Fund is obligated to pay to repurchase the securities; and (c) the securities may not be returned to the Fund or Underlying Fund.

COMMODITY-LINKED SECURITIES (*principal strategy for the Global Tactical Asset Allocation Fund*). To the extent consistent with their investment objectives and strategies, the Funds or an Underlying Fund of the Global Tactical Asset Allocation Fund may seek to provide exposure to the investment returns of real assets that trade in the commodity markets through investments in commodity-linked derivative securities, which are designed to provide this exposure without direct investment in physical commodities or commodities futures contracts. Real assets are assets such as oil, gas, industrial and precious metals, livestock, and agricultural or meat products, or other items that have tangible properties, as compared to stocks or bonds, which are financial instruments. In choosing Underlying Funds, the Investment Adviser seeks to provide exposure to various commodities and commodity sectors.

SPECIAL RISKS. The value of commodity-linked derivative securities may be affected by a variety of factors, including, but not limited to, overall market movements and other factors affecting the value of particular industries or commodities, such as weather, disease, embargoes, acts of war or terrorism, or political and regulatory developments.

The prices of commodity-linked derivative securities may move in different directions than investments in traditional equity and debt securities when the value of those traditional securities is declining due to adverse economic conditions. As an example, during periods of rising inflation, debt securities have historically tended to decline in value due to the general increase in prevailing interest rates. Conversely, during those same periods of rising inflation, the prices of certain commodities, such as oil and metals, have historically tended to increase. Of course, there cannot be any guarantee that these investments will perform in that manner in the future, and at

certain times the price movements of commodity-linked instruments have been parallel to those of debt and equity securities. Commodities have historically tended to increase and decrease in value during different parts of the business cycle than financial assets. Nevertheless, at various times, commodities prices may move in tandem with the prices of financial assets and thus may not provide overall portfolio diversification benefits. Under favorable economic conditions, the Underlying Fund's investments may be expected to underperform an investment in traditional securities. Over the long term, the returns on the Underlying Fund's investments are expected to exhibit low or negative correlation with stocks and bonds.

COMMODITY-RELATED SECURITIES RISK (*principal risk for the Global Tactical Asset Allocation Fund*) is the risk that investing in commodity-related securities investments may subject a Fund to greater volatility than investments in other kinds of securities. In addition to overall market movements, commodity-related securities may be adversely impacted by commodity index volatility, changes in interest rates, or factors affecting a particular industry or commodity, such as weather, disease, embargoes, acts of war or terrorism, or political and regulatory developments.

INVESTMENT STRATEGY. To the extent consistent with their investment objectives and strategies, the Funds or Underlying Funds may invest a portion of their assets in commodity-related securities.

SPECIAL RISKS. Commodity-related industries throughout the world are subject to greater political, environmental, and other governmental regulation than many other industries. Changes in government policies and the need for regulatory approvals may adversely affect the products and services of companies in the commodities industries. The effect of future regulations affecting commodity-related industries cannot be predicted. The value of a Fund's investments in commodity-related securities may decline and fluctuate in a rapid and unpredictable manner.

CONVERTIBLE SECURITIES. A convertible security is a bond or preferred stock that may be converted (exchanged) into the common stock of the issuing company within a specified time period for a specified number of shares. Convertible securities offer a way to participate in the capital appreciation of the common stock into which the securities are convertible, while earning higher current income than is available from the common stock.

INVESTMENT STRATEGY. To the extent consistent with their investment objectives and strategies, the Funds or Underlying Funds may acquire convertible securities. These securities are subject to the same rating requirements as fixed-income

securities held by a Fund. Except for the Global Real Estate Index Fund, convertible securities will be rated "investment grade" at the time of purchase. The Global Real Estate Index Fund intends to invest in convertible securities rated "investment grade" at the time of purchase except that the Fund may purchase up to 15% of its total assets, measured at the time of purchase, in convertible securities rated BB or below when the Investment Adviser determines that such securities are desirable in light of the Fund's investment objective and portfolio mix. For a discussion of the risks related to non-investment grade securities, see "Non-Investment Grade Securities," below.

SPECIAL RISKS. The price of a convertible security normally will vary in some proportion to changes in the price of the underlying common stock because of either a conversion or exercise feature. However, the value of a convertible security may not increase or decrease as rapidly as the underlying common stock. Additionally, convertible securities may be subject to market risk, credit and counterparty risk, interest rate risk and other market and issuer-specific risks that apply to the underlying common stock. While convertible securities generally offer lower interest or dividend yields than non-convertible fixed-income securities of similar quality, their value tends to increase as the market value of the underlying stock increases and to decrease when the value of the underlying stock decreases. Also, a Fund or Underlying Fund may be forced to convert a security before it would otherwise choose, which may have an adverse effect on the Fund's or Underlying Fund's return and its ability to achieve its investment objective.

CREDIT (OR DEFAULT) RISK (*principal risk for the Global Tactical Asset Allocation Fund*). Credit risk, also called default risk, is the risk that an issuer of fixed income securities held by a Fund may default on its obligation to pay interest and repay principal. Generally, the lower the credit rating of a security, the greater the risk that the issuer of the security will default on its obligation. High quality securities are generally believed to have relatively low degrees of credit risk. The Funds intend to enter into financial transactions with counterparties that are creditworthy at the time of the transactions. There is always the risk that the Investment Adviser's analysis of creditworthiness is incorrect or may change due to market conditions. Concerns over an issuer's ability to make principal or interest payments may cause the value of a fixed income security to decline. To the extent that a Fund focuses its transactions with a limited number of counterparties, it will be more susceptible to the risks associated with one or more counterparties.

CREDIT FACILITY AND BORROWING. The Funds, the other funds of the Trust, and affiliated funds of Northern Institutional Funds (each a "Portfolio", and together the

“Portfolios”) have jointly entered into a revolving credit facility (the “Credit Facility”) whereby the Funds, the other funds in the Trust, and the Portfolios may borrow for the temporary funding of shareholder redemptions or for other temporary or emergency purposes. Pursuant to the Credit Facility, the participating funds may borrow up to an aggregate commitment amount of \$250 million (the “Commitment Limit”) at any time, subject to asset coverage and other limitations as specified in the Credit Facility and under the 1940 Act. The Funds may borrow up to the maximum amount allowable under their current prospectuses and SAIs, subject to various other legal, regulatory or contractual limits, including the asset coverage limits in the Credit Facility. Borrowing results in interest expense and other fees and expenses for the Funds that may impact a Fund’s expenses, including any net expense ratios. The costs of borrowing may reduce a Fund’s yield. If a Fund borrows pursuant to the Credit Facility, it is charged interest at a variable rate. Each Fund also pays a pro rata share of a commitment fee on the unused portion of the Credit Facility. The availability of funds under the Credit Facility can be affected by other participating funds’ borrowings under the Credit Facility. As such, a Fund may be unable to borrow (or borrow further) under the Credit Facility if the Commitment Limit has been reached.

CUSTODIAL RECEIPTS. Custodial receipts are participations in trusts that hold U.S. government, bank, corporate or other obligations. They entitle the holder to future interest payments or principal payments or both on securities held by the custodian.

INVESTMENT STRATEGY. To the extent consistent with their investment objectives and strategies, the Funds or Underlying Funds may invest a portion of their assets in custodial receipts.

SPECIAL RISKS. Like other stripped securities (which are described below), custodial receipts may be subject to greater price volatility than ordinary debt obligations because of the way in which their principal and interest are returned to investors.

CYBERSECURITY RISK (*principal risk for all Funds*). With the increased use of the Internet and because information technology (“IT”) systems and digital data underlie most of the Funds’ operations, the Funds and their investment adviser, custodian, transfer agent, distributor and other service providers and the financial intermediaries of each (collectively “Service Providers”) are exposed to the risk that their operations and data may be compromised as a result of internal and external cyber-failures, breaches or attacks (“Cyber Risk”). This could occur as a result of malicious or criminal cyber-attacks. Cyber-attacks include actions taken to: (i) steal or corrupt data maintained online or digitally, (ii) gain unauthorized access to or release confidential information, (iii) shut down a Fund or Service Provider website through denial-of-service attacks, or (iv) otherwise disrupt normal

business operations. However, events arising from human error, faulty or inadequately implemented policies and procedures or other systems failures unrelated to any external cyber-threat may have effects similar to those caused by deliberate cyber-attacks.

Successful cyber-attacks or other cyber-failures or events affecting the Funds or their Service Providers may adversely impact a Fund or its shareholders. For instance, such attacks, failures or other events may interfere with the processing of shareholder transactions, impact a Fund’s ability to calculate its NAV, cause the release of private shareholder information or confidential Fund information, impede trading, or cause reputational damage. Such attacks, failures or other events could also subject the Funds or their Service Providers to regulatory fines, penalties or financial losses, reimbursement or other compensation costs, and/or additional compliance costs. Insurance protection and contractual indemnification provisions may be insufficient to cover these losses. The Funds or their Service Providers may also incur significant costs to manage and control Cyber Risk. While the Funds and their Service Providers have established IT and data security programs and have in place business continuity plans and other systems designed to prevent losses and mitigate Cyber Risk, there are inherent limitations in such plans and systems, including the possibility that certain risks have not been identified or that cyber-attacks may be highly sophisticated.

Cyber Risk is also present for the Underlying Funds and for issuers of securities or other instruments in which the Funds invest, which could result in material adverse consequences for such Underlying Funds or issuers, and may cause a Fund’s investment in such Underlying Funds or issuers to lose value.

DEBT EXTENSION RISK (*principal risk for the Global Tactical Asset Allocation Fund*) is the risk that an issuer will exercise its right to pay principal on an obligation held by the Global Tactical Asset Allocation Fund or an Underlying Fund (such as a mortgage-backed security) later than expected. This may happen during a period of rising interest rates. The Global Tactical Asset Allocation Fund may invest in Underlying Funds that primarily hold fixed income securities, which may be subject to debt extension risk. Under these circumstances, the value of the obligation will decrease and the Global Tactical Asset Allocation Fund will suffer from the inability to invest in higher yielding securities.

DEPOSITARY RECEIPTS RISK (*principal risk for the Global Real Estate Index Fund and Global Sustainability Index Fund*). Foreign securities may trade in the form of Depositary Receipts. In addition to investment risks associated with the underlying issuer, Depositary Receipts may expose the Fund to additional risks associated with non-uniform terms that apply to Depositary Receipt programs, including credit exposure to the

depository bank and to the sponsors and other parties with whom the depository bank establishes the programs, currency, political, economic, market and liquidity risks. Depository Receipts are generally subject to the same risks as the foreign securities that they evidence or into which they may be converted. Depository Receipts may not track the price of the underlying foreign securities on which they are based, may have limited voting rights, and may have a distribution subject to a fee charged by the depository. As a result, equity shares of the underlying issuer may trade at a discount or premium to the market price of the Depository Receipts. Some institutions issuing Depository Receipts may not be sponsored by the issuer. Unsponsored programs generally expose investors to greater risks than sponsored programs and do not provide holders with many of the shareholder benefits that come from investing in a sponsored Depository Receipt.

DERIVATIVES (*principal strategy for the Global Tactical Asset Allocation Fund*). To the extent consistent with their investment objectives and strategies, a Fund other than the Global Tactical Asset Allocation Fund, may purchase certain “derivative” instruments for hedging or speculative purposes. The Global Tactical Asset Allocation Fund may invest directly in derivatives for hedging purposes, and the Underlying Funds may invest in derivative instruments for hedging or speculative purposes. A derivative is a financial instrument whose value is derived from, or based upon, the performance of underlying assets, interest or currency exchange rates, or other indices and may be leveraged. Derivatives include futures contracts, options, interest rate and currency swaps, equity swaps, forward currency contracts and structured securities (including CMOs and other types of asset-backed securities, “stripped” securities and various floating rate instruments, including leveraged “inverse floaters”).

INVESTMENT STRATEGY. Under normal market conditions, a Fund or an Underlying Fund may invest in derivative securities (other than the Income Equity Fund which may invest to a greater extent in derivatives) including structured securities, options, futures contracts, swaps, and interest rate caps and floors if the potential risks and rewards are consistent with the Fund’s objective, strategies and overall risk profile. In unusual circumstances, including times of increased market volatility, a Fund may make more significant investments in derivatives. A Fund may use derivatives for hedging purposes to offset a potential loss in one position by establishing an interest in an opposite position. The Funds also may use derivatives for speculative purposes to invest for potential income or capital gain. Each Equity Fund and Equity Index Fund may invest more than 5% of its assets in derivative instruments for non-hedging purposes (i.e. for potential income or gain).

SPECIAL RISKS. An investment in derivatives can be more sensitive to changes in interest rates and sudden fluctuations in

market prices than conventional securities. Investments in derivative instruments, which may be leveraged, may result in losses exceeding the amounts invested. A Fund’s or Underlying Fund’s losses may be greater if it invests in derivatives than if it invests only in conventional securities. Hedges are sometimes subject to imperfect matching between the derivative and the underlying security, and there can be no assurance that a Fund’s hedging transactions will be effective. The use of hedging may result in certain adverse tax consequences. Engaging in derivative transactions involves special risks, including (a) market risk that a Fund’s or an Underlying Fund’s derivatives position will lose value; (b) credit risk that the counterparty to the transaction will default; (c) leveraging risk that the value of the derivative instrument will decline more than the value of the assets on which it is based; (d) illiquidity risk that a Fund or an Underlying Fund will be unable to sell its position because of lack of market depth or disruption; (e) pricing risk that the value of a derivative instrument will be difficult to determine; and (f) operations risk that loss will occur as a result of inadequate systems or human error. Many types of derivatives have been developed recently and have not been tested over complete market cycles. For these reasons, a Fund or an Underlying Fund may suffer a loss whether or not the analysis of the investment advisers is accurate.

In order to secure its obligations in connection with derivative contracts or special transactions, a Fund or an Underlying Fund will either own the underlying assets, enter into offsetting transactions or set aside cash or readily marketable securities.

This requirement may cause a Fund or an Underlying Fund to miss favorable trading opportunities, due to a lack of sufficient cash or readily marketable securities. This requirement may also cause a Fund or an Underlying Fund to realize losses on offsetting or terminated derivative contracts or special transactions.

ENVIRONMENTAL, SOCIAL AND GOVERNANCE (ESG)

INVESTING RISK (*principal risk for the US Quality ESG Fund and Global Sustainability Index Fund*) is the risk stemming from the environmental, social and governance factors that the Funds apply in selecting securities. The Funds intend to invest in companies with measurable high ESG ratings relative to their sector peers, and screen out particular companies that do not meet their ESG criteria. This may affect the Funds’ exposure to certain companies or industries and cause the Funds to forego certain investment opportunities. The Funds’ results may be lower than other funds that do not seek to invest in companies based on ESG ratings and/or screen out certain companies or industries. The Funds seek to identify companies that they believe may have a societal impact outcome, but investors may differ in their views of what constitutes positive or negative societal impact outcomes. As a result, the Funds may invest in

companies that do not reflect the beliefs and values of any particular investor.

EQUITY SECURITIES (*principal strategy for all Funds*). Equity securities include common stocks, preferred stocks, investment companies including exchange-traded funds (“ETFs”), interests in REITs, convertible securities, equity interests in trusts, partnerships, joint ventures, limited liability companies and similar enterprises, warrants, stock purchase rights and synthetic and derivative instruments that have economic characteristics similar to equity securities.

INVESTMENT STRATEGY. The Equity Funds and Equity Index Funds invest primarily in equity securities. Global Tactical Asset Allocation Fund invests primarily in investment companies, including ETFs.

SPECIAL RISKS. Investing in equity securities involves market risk. Market risk is the risk that the value of the securities in which a Fund invests may go up or down in response to the prospects of individual issuers and/or general economic conditions. Securities markets may experience great short-term volatility and may fall sharply at times. Different markets may behave differently from each other and a foreign market may move in the opposite direction from the U.S. market. Stock prices have historically risen and fallen in periodic cycles. In general, the values of equity investments fluctuate in response to the activities of individual companies and in response to general market and economic conditions. Individual companies may report poor results or be negatively affected by industry trends and developments, and the stock prices of such companies may decline in response. Price changes may be temporary or last for extended periods. Accordingly, the values of the equity investments that a Fund holds may decline over short or extended periods. This volatility means that the value of your investment in the Funds may increase or decrease. You could lose money over short periods due to fluctuation in a Fund’s NAV in response to market movements, and over longer periods during market downturns.

Over the past several years, stock markets have experienced substantial price volatility. Growth stocks are generally more sensitive to market movements than other types of stocks and their stock prices may therefore be more volatile and present a higher degree of risk of loss. Value stocks, on the other hand, may fall out of favor with investors and underperform growth stocks during any given period.

EQUITY SWAPS. Equity swaps allow the parties to the swap agreement to exchange components of return on one equity investment (e.g., a basket of equity securities or an index) for a component of return on another non-equity or equity investment, including an exchange of differential rates of return.

INVESTMENT STRATEGY. To the extent consistent with their investment objectives and strategies, the Funds and Underlying Funds may invest in equity swaps. Equity swaps may be used to invest in a market without owning or taking physical custody of securities in circumstances where direct investment may be restricted for legal reasons or is otherwise impractical. Equity swaps also may be used for other purposes, such as hedging or seeking to increase total return.

SPECIAL RISKS. Equity swaps are derivative instruments and their values can be very volatile. To the extent that the Investment Adviser does not accurately analyze and predict the potential relative fluctuation on the components swapped with the other party, a Fund or Underlying Fund may suffer a loss, which is potentially unlimited. The value of some components of an equity swap (such as the dividends on a common stock) also may be sensitive to changes in interest rates. Furthermore, during the period a swap is outstanding, a Fund or Underlying Fund may suffer a loss if the counterparty defaults. Because equity swaps normally are illiquid, a Fund or Underlying Fund may not be able to terminate its obligations when desired.

EXCHANGE RATE-RELATED SECURITIES. Exchange rate-related securities represent certain foreign debt obligations whose principal values are linked to a foreign currency but which are repaid in U.S. dollars.

INVESTMENT STRATEGY. The Funds and Underlying Funds may invest in exchange rate-related securities.

SPECIAL RISKS. The principal payable on an exchange rate-related security is subject to currency risk. In addition, the potential illiquidity and high volatility of the foreign exchange market may make exchange rate-related securities difficult to sell prior to maturity at an appropriate price.

FINANCIAL SECTOR RISK (*principal risk for the International Equity Fund, Large Cap Value Fund, Small Cap Value Fund, Emerging Markets Equity Index Fund and International Equity Index Fund*). Companies in the U.S. and non-U.S. financials sector of the economy, including those in the banking industry, are often subject to extensive governmental regulation and intervention, which may adversely affect the scope of their activities, the prices they can charge and the amount of capital they must maintain. Governmental regulation may change frequently and may have significant adverse consequences for companies in the financial sector, including effects not intended by such regulation. The impact of recent or future regulation on any individual financial company, the banking industry or on the sector as a whole cannot be predicted. Certain risks may impact the value of investments in the financial sector more severely than those of investments outside this sector, including the risks associated with companies that operate with substantial financial leverage. Companies in the

financial sector may also be adversely affected by increases in interest rates and loan losses, decreases in the availability of money or asset valuations, credit rating downgrades and adverse conditions in other related markets. Insurance companies, in particular, may be subject to severe price competition and/or rate regulation, which may have an adverse impact on their profitability.

In the recent past, deterioration of the credit markets impacted a broad range of mortgage, asset backed, auction rate, sovereign debt and other markets, including U.S. and non-U.S. credit and interbank money markets, thereby affecting a wide range of financial institutions and markets. A number of large financial institutions have failed, have merged with stronger institutions or have had significant government infusions of capital. Instability in the financial markets has caused certain financial companies to incur large losses. Some financial companies experienced declines in the valuations of their assets, took actions to raise capital (such as the issuance of debt or equity securities), or even ceased operations. Some financial companies borrowed significant amounts of capital from government sources and may face future government imposed restrictions on their businesses or increased government intervention. Those actions caused the securities of many financial companies to decline in value. The financial sector is particularly sensitive to fluctuations in interest rates.

FOREIGN INVESTMENTS (*principal strategy for the International Equity Fund, Global Tactical Asset Allocation Fund, Emerging Markets Equity Index Fund, Global Real Estate Index Fund, Global Sustainability Index Fund and International Equity Index Fund*). Foreign securities include direct investments in non-U.S. dollar-denominated securities traded primarily outside of the United States and dollar-denominated securities of foreign issuers. Foreign securities also include indirect investments such as ADRs, EDRs and GDRs. ADRs are U.S. dollar-denominated receipts representing shares of foreign-based corporations. ADRs are receipts that are traded in the United States, and entitle the holder to all dividend and capital gain distributions that are paid out on the underlying foreign shares. EDRs and GDRs are receipts that often trade on foreign exchanges. They represent ownership in an underlying foreign or U.S. security and generally are denominated in a foreign currency. Foreign government obligations may include debt obligations of supranational entities, including international organizations (such as The International Bank for Reconstruction and Development, also known as the World Bank) and international banking institutions and related government agencies.

INVESTMENT STRATEGY. To the extent consistent with their investment objectives and strategies, the Funds or, with respect to the Global Tactical Asset Allocation Fund, Underlying Funds may invest in foreign securities. The International Equity Fund,

Emerging Markets Equity Index Fund, Global Real Estate Index Fund, Global Sustainability Index Fund and the International Equity Index Fund intend to invest a substantial portion of their total assets in foreign securities. The Global Tactical Asset Allocation Fund will invest significantly in Underlying Funds that invest in companies that are located, headquartered, incorporated or otherwise organized outside of the United States. Under normal circumstances, the International Equity Fund will invest significantly (at least 40%) in companies that are located, headquartered, incorporated or otherwise organized outside of the United States. The International Equity Fund expects its foreign investments to be allocated among companies that are diversified among various regions, countries including the U.S. (but no less than three different countries other than the United States), industries and capitalization ranges. Although they invest primarily in the securities of U.S. issuers, the Income Equity, Large Cap Value, Small Cap Core, Small Cap Value, and Mid Cap Index Funds are permitted to invest up to 25% of their total assets in foreign securities including ADRs, EDRs and GDRs. Although it invests primarily in the securities of U.S. issuers, the Large Cap Core Fund is permitted to invest in foreign securities including ADRs, EDRs and GDRs. The Large Cap Core Fund's direct investments in non-U.S. dollar denominated securities traded outside the United States are not expected to exceed 20% of the Fund's net assets. The Funds also may invest in foreign time deposits and other short-term instruments.

The International Equity Fund may invest more than 25% of its total assets in the securities of issuers located in a single foreign country having securities markets that are highly developed, liquid and subject to extensive regulation. Such countries may include, but are not limited to, Japan, the United Kingdom, France, Germany and Switzerland.

The Global Real Estate Index, Global Sustainability Index and International Equity Index Funds may invest more than 25% of their total assets in the securities of issuers located in a single foreign country (or a single geographic region) having securities markets that are highly developed, liquid and subject to extensive regulation. Such regions may include, but are not limited to North America, Pacific Asia and Europe.

FOREIGN INVESTMENTS—EMERGING MARKETS (*principal strategy for the Emerging Markets Equity Index Fund, International Equity Fund and Global Tactical Asset Allocation Fund*). The Emerging Markets Equity Index Fund intends to invest a substantial portion of its total assets in foreign countries that are considered emerging markets and may invest more than 25% of its assets in securities of issuers located in a single foreign country that is considered an emerging market. Such countries may include, but are not limited to, Brazil, China, India, Malaysia, Mexico, Russia, South Africa, South Korea,

Taiwan, and Thailand. Additionally, the International Equity Fund and International Equity Index Fund may each invest up to 25% of its total assets in emerging markets.

SPECIAL RISKS. Foreign securities involve special risks and costs, which are considered by the investment adviser in evaluating the creditworthiness of issuers and making investment decisions for the Funds. Foreign securities fluctuate in price because of political, financial, social and economic events in foreign countries (including, for example, military confrontations, war and terrorism). A foreign security could also lose value because of more or less stringent foreign securities regulations and less stringent accounting and disclosure standards. In addition, foreign markets may have greater volatility than domestic markets and foreign securities may be less liquid and harder to value than domestic securities. Certain foreign markets may rely heavily on particular industries or foreign capital and are more vulnerable to diplomatic developments, the imposition of economic sanctions against a particular country or countries, organizations, entities and/or individuals, changes in international trading patterns, trade barriers, and other protectionist or retaliatory measures. International trade barriers or economic sanctions against foreign countries, organizations, entities and/or individuals may adversely affect a Fund's foreign holdings or exposures.

Foreign securities, and in particular foreign debt securities, are sensitive to changes in interest rates. In addition, investment in the securities of foreign governments involves the risk that foreign governments may default on their obligations or may otherwise not respect the integrity of their obligations. The performance of investments in securities denominated in a foreign currency also will depend, in part, on the strength of the foreign currency against the U.S. dollar and the interest rate environment in the country issuing the currency. Absent other events which otherwise could affect the value of a foreign security (such as a change in the political climate or an issuer's credit quality), appreciation in the value of the foreign currency generally results in an increase in value of a foreign currency-denominated security in terms of U.S. dollars. A decline in the value of the foreign currency relative to the U.S. dollar generally results in a decrease in value of a foreign currency-denominated security. Additionally, many countries throughout the world are dependent on a healthy U.S. economy and are adversely affected when the U.S. economy weakens or its markets decline.

Investment in foreign securities may involve higher costs than investment in U.S. securities, including higher transaction (for example, brokerage commissions) and custody costs as well as the imposition of additional taxes by foreign governments. Foreign investments also may involve risks associated with the

level of currency exchange rates, less complete financial information about the issuers, less market liquidity, more market volatility and political instability. Moreover, clearance and settlement procedures may differ from those in the U.S. and in certain markets such procedures have been unable to keep pace with the volume of securities transactions, thus making it difficult to conduct such transactions. Future political and economic developments, the possible imposition of withholding taxes on dividend income, the possible seizure or nationalization of foreign holdings, the possible establishment of exchange controls or freezes on the convertibility of currency, trade restrictions (including tariffs) or the adoption of other governmental restrictions might adversely affect an investment in foreign securities. Additionally, foreign banks and foreign branches of domestic banks may be subject to less stringent reserve requirements and to different accounting, auditing and recordkeeping requirements.

While the Funds' or Underlying Funds' investments may, if permitted, be denominated in foreign currencies, the portfolio securities and other assets held by the Funds or Underlying Funds are valued in U.S. dollars. Price fluctuations may occur in the dollar value of foreign securities because of changing currency exchange rates or, in the case of hedged positions, because the U.S. dollar declines in value relative to the currency hedged. Currency exchange rates may fluctuate significantly over short periods of time causing a Fund's or Underlying Fund's NAV to fluctuate as well. Currency exchange rates can be affected unpredictably by the intervention or the failure to intervene by U.S. or foreign governments or central banks, or by currency controls or political developments in the United States or abroad. To the extent that a Fund or Underlying Fund is invested in foreign securities while also maintaining currency positions, it may be exposed to greater combined risk. The net currency positions of the Funds or Underlying Funds may expose them to risks independent of their securities positions.

A Fund's or Underlying Fund's assets may be concentrated in countries located in the same geographic region. This concentration will subject the Fund to risks associated with that particular region, such as general and local economic, political and social conditions. Each of the International Equity Fund, Emerging Markets Equity Index Fund, Global Real Estate Index Fund, Global Sustainability Index Fund, International Equity Index Fund or Underlying Funds may invest more than 25% of its total assets in the securities of issuers located in a single country, and such an investment will subject the Funds to increased foreign securities risk with respect to the particular country.

The Funds or Underlying Funds may operate in euros and/or may hold euros and/or euro-denominated bonds and other obligations. The euro requires participation of multiple

sovereign states forming the Euro zone and is therefore sensitive to the credit and general economic and political positions of each such state, including, each state's actual and intended ongoing engagement with and/or support for the other sovereign states then forming the European Union ("EU"), in particular those within the Euro zone. Changes in these factors might materially and adversely impact the value of securities in which a Fund or Underlying Fund has invested.

European countries can be significantly affected by the tight fiscal and monetary controls that the European Economic and Monetary Union ("EMU") imposes for membership. Europe's economies are diverse, its governments are decentralized, and its cultures vary widely. Several EU countries, including Greece, Ireland, Italy, Spain and Portugal have faced budget issues, some of which may have negative long-term effects for the economies of those countries and other EU countries. There is continued concern about national-level support for the euro and the accompanying coordination of fiscal and wage policy among EMU member countries. Member countries are required to maintain tight control over inflation, public debt, and budget deficit to qualify for membership in the EMU. These requirements can severely limit the ability of EMU member countries to implement monetary policy to address regional economic conditions.

In addition, voters in the United Kingdom ("UK") have approved withdrawal from the EU. Securities issued by companies domiciled in the UK could be subject to changing regulatory and tax regimes. Banking and financial services companies that operate in the UK or EU could be disproportionately impacted by those actions. Other countries may seek to withdraw from the EU and/or abandon the euro, the common currency of the EU, which could exacerbate market and currency volatility and negatively impact the Funds' investments in securities issued by companies located in EU countries. A number of countries in Europe have suffered terror attacks, and additional attacks may occur in the future. Ukraine has experienced ongoing military conflict; this conflict may expand and military attacks could occur in Europe. Europe has also been struggling with mass migration from the Middle East and Africa. Recent and upcoming European elections could, depending on the outcomes, further call into question the future direction of the EU. The ultimate effects of these events and other socio-political or geopolitical issues are not known but could profoundly affect global economies and markets. The impact of these actions, especially if they occur in a disorderly fashion, is not clear, but could be significant and far-reaching. Whether or not a Fund invests in securities of issuers located in Europe or with significant exposure to European issuers or countries, these events could negatively affect the value and liquidity of a Fund's investments.

Other economic challenges facing Europe include high levels of public debt, significant rates of unemployment, aging populations and heavy regulation in certain economic sectors. European policy makers have taken unprecedented steps to respond to the economic crisis and to boost growth in the region, which has increased the risk that regulatory uncertainty could negatively affect the value of a Fund's or Underlying Fund's investments.

As the EU continues to grow in size with the addition of new member countries, the candidate countries' accessions may become more controversial to existing EU members. Some member states may repudiate certain candidate countries joining the EU upon concerns about possible economic, immigration and cultural implications. Also, Russia may be opposed to the expansion of the EU to members of the former Soviet bloc and may, at times, take actions that could negatively impact the EU economic activity.

Additional risks are involved when a Fund, such as the Emerging Markets Equity Index Fund, invests in countries with emerging economies or securities markets. These countries generally are located in the Asia and Pacific regions, the Middle East, Eastern Europe, Central and South America and Africa. Political and economic structures in many of these countries may be undergoing significant evolution and rapid development, and these countries may lack the social, political and economic stability characteristics of developed countries. In general, the securities markets of these countries are less liquid, are especially subject to greater price volatility, have smaller market capitalizations, have less government regulation and are not subject to as frequent accounting, financial and other reporting requirements as the securities markets of more developed countries as has historically been the case. As a result the risks presented by investments in these countries are heightened. These countries also have problems with securities registration and custody. Additionally, settlement procedures in emerging countries are frequently less developed and reliable than those in the United States, and may involve the Fund's or Underlying Fund's delivery of securities before receipt of payment for their sale. Settlement or registration problems may make it more difficult for a Fund or Underlying Fund to value its portfolio securities and could cause the Fund to miss attractive investment opportunities, to have a portion of its assets uninvested or to incur losses due to the failure of a counterparty to pay for securities the Fund or Underlying Fund has delivered or the Fund's or Underlying Fund's inability to complete its contractual obligations. A Fund's or Underlying Fund's purchase and sale of portfolio securities in certain emerging countries may be constrained by limitations relating to daily changes in the prices of listed securities, periodic trading or settlement volume and/or limitations on aggregate holdings of foreign investors. Such limitations may be

computed based on the aggregate trading volume or holdings of the Fund, the Underlying Fund, the investment adviser, its affiliates and their respective clients and other service providers. A Fund or Underlying Fund may not be able to sell securities in circumstances where price, trading or settlement volume limitations have been reached. As a result of these and other risks, investments in these countries generally present a greater risk of loss to a Fund or Underlying Fund.

Investments in some emerging countries, such as those located in Asia, may be restricted or controlled. In some countries, direct investments in securities may be prohibited and required to be made through investment funds controlled by such countries. These limitations may increase transaction costs and adversely affect a security's liquidity, price, and the rights of a Fund or Underlying Fund in connection with the security.

Unanticipated political, economic or social developments may affect the value of a Fund's or Underlying Fund's investments in emerging market countries and the availability to the Fund or Underlying Fund of additional investments in these countries. Some of these countries may have in the past failed to recognize private property rights and may have at times nationalized or expropriated the assets of private companies. There have been occasional limitations on the movements of funds and other assets between different countries. The small size and inexperience of the securities markets in certain of such countries and the limited volume of trading in securities in those countries may make a Fund's or Underlying Fund's investments in such countries illiquid and more volatile than investments in Japan or most Western European countries, and a Fund or Underlying Fund may be required to establish special custodial or other arrangements before making certain investments in those countries. There may be little financial or accounting information available with respect to issuers located in certain of such countries, and it may be difficult as a result to assess the value or prospects of an investment in such issuers.

Many emerging countries are subject to rapid currency devaluations and high inflation and/or economic recession and significant debt levels. These economic factors can have a material adverse effect on these countries' economies and their securities markets. Moreover, many emerging countries' economies are based on only a few industries and/or are heavily dependent on global trade. Therefore, they may be negatively affected by declining commodity prices, factors affecting their trading markets and partners, exchange controls and other trade barriers, currency valuations and other protectionist measures.

From time to time, certain of the companies in which a Fund or Underlying Fund may invest may operate in, or have dealings with, countries subject to sanctions or embargoes imposed by the U.S. government and the United Nations and/or countries identified by the U.S. government as state sponsors of

terrorism. A company may suffer damage to its reputation if it is identified as a company which operates in, or has dealings with, countries subject to sanctions or embargoes imposed by the U.S. government and the United Nations and/or countries identified by the U.S. government as state sponsors of terrorism. As an investor in such companies, a Fund or Underlying Fund will be indirectly subject to those risks.

As a result of recent events involving Ukraine and the Russian Federation, the United States and the European Union have imposed sanctions on certain Russian individuals and Russian corporations. Additional broader sanctions may be imposed in the future. These sanctions, or even the threat of further sanctions, may result in the decline of the value and liquidity of Russian securities, a weakening of the ruble or other adverse consequences to the Russian economy. These sanctions could also result in the immediate freeze of Russian securities, impairing the ability of a Fund or Underlying Fund to buy, sell, receive or deliver those securities. Sanctions could also result in Russia taking counter measures or retaliatory actions which may further impair the value and liquidity of Russian securities. These events could have a negative effect on the performance of the Fund or Underlying Fund that holds such securities.

Many emerging countries also impose withholding or other taxes on foreign investments, which may be substantial and result in lower Fund returns.

The creditworthiness of firms used by a Fund or Underlying Fund to effect securities transactions in emerging countries may not be as strong as in some developed countries. As a result, a Fund or Underlying Fund could be subject to a greater risk of loss on its securities transactions if a firm defaults on its responsibilities.

A Fund's or Underlying Fund's ability to manage its foreign currency may be restricted in emerging countries. As a result, a significant portion of a Fund's or Underlying Fund's currency exposure in these countries may not be covered.

FORWARD CURRENCY EXCHANGE CONTRACTS. A forward currency exchange contract is an obligation to exchange one currency for another on a future date at a specified exchange rate.

INVESTMENT STRATEGY. To the extent consistent with their investment objectives and strategies, the Funds or Underlying Funds (other than the, Small Cap Index and Stock Index Funds) may enter into forward currency exchange contracts for hedging purposes and to help reduce the risks and volatility caused by changes in foreign currency exchange rates. The Funds or Underlying Funds also may enter into these contracts for speculative purposes (i.e., to increase total return) or for cross-hedging purposes. Foreign currency exchange contracts will be used at the discretion of the Investment Adviser, and no

Fund or Underlying Fund is required to hedge its foreign currency positions.

SPECIAL RISKS. Forward foreign currency contracts are privately negotiated transactions, and can have substantial price volatility. As a result, they offer less protection against default by the other party than is available for instruments traded on an exchange. In addition, unlike trading in most other types of instruments, there is no systematic reporting of last sale information with respect to the foreign currencies underlying currency forwards. When used for hedging purposes, they tend to limit any potential gain that may be realized if the value of a Fund's or Underlying Fund's foreign holdings increases because of currency fluctuations. It may not be possible, however, to hedge against long-term currency changes. When used for speculative purposes, forward currency exchange contracts may result in additional losses that are not otherwise related to changes in the value of the securities held by a Fund or Underlying Fund. The institutions that deal in forward currency contracts are not required to continue to make markets in the currencies they trade and these markets can experience periods of illiquidity. Further, these contracts are subject to the same political and economic risk factors applicable to the countries issuing these currencies.

FUTURES CONTRACTS AND RELATED OPTIONS. A futures contract is a type of derivative instrument that obligates the holder to buy or sell a specified financial instrument or currency in the future at an agreed upon price. For example, a futures contract may obligate a Fund or Underlying Fund, at maturity, to take or make delivery of certain domestic or foreign securities, the cash value of a securities index or a stated quantity of a foreign currency. When a Fund or Underlying Fund purchases an option on a futures contract, it has the right to assume a position as a purchaser or seller of a futures contract at a specified exercise price during the option period. When a Fund or Underlying Fund sells an option on a futures contract, it becomes obligated to purchase or sell a futures contract if the option is exercised.

INVESTMENT STRATEGY. To the extent consistent with their investment objective and strategies, a Fund or Underlying Fund may invest in futures contracts and options on futures contracts on domestic or foreign exchanges or boards of trade. These investments may be used for hedging purposes, to seek to increase total return, or to maintain liquidity to meet potential shareholder redemptions, to invest cash balances or dividends or to minimize trading costs. It is expected that the Global Real Estate Index Fund will enter into exchange-traded equity index and REIT-related futures contracts among other types of futures contracts.

SPECIAL RISKS. Futures contracts and options present the following risks: imperfect correlation between the change in market value of a Fund's or Underlying Fund's securities and the price of futures contracts and options; the possible inability to close a futures contract when desired; losses due to unanticipated market movements, which potentially are unlimited; and the possible inability of the Investment Adviser to correctly predict the direction of securities prices, interest rates, currency exchange rates and other economic factors. Futures markets are highly volatile and the use of futures may increase the volatility of a Fund's or Underlying Fund's NAV. As a result of the low margin deposits normally required in futures trading, a relatively small price movement in a futures contract may result in substantial losses to a Fund or Underlying Fund. Futures contracts and options on futures may be illiquid, and exchanges may limit fluctuations in futures contract prices during a single day. Foreign exchanges or boards of trade generally do not offer the same protections as U.S. exchanges.

GEOGRAPHIC RISK AND SECTOR RISK. Although the Funds do not concentrate in any one industry or geographic region, each Fund may invest without limitation in a particular market or geographic sector.

- **GEOGRAPHIC RISK** (*principal risk for the Global Tactical Asset Allocation Fund, International Equity Fund, Emerging Markets Equity Index Fund, Global Real Estate Index Fund, Global Sustainability Index Fund and International Equity Index Fund*) is the risk that if a Fund invests a significant portion of its total assets in certain issuers within the same geographic region, an economic, business or political development affecting that region may affect the value of a Fund's investments more than if the Fund's investments were not so concentrated in such geographic region. Geographic risk may be applicable to the foreign investments held by the International Equity Fund, Emerging Markets Equity Index Fund, Global Real Estate Index Fund, Global Sustainability Index Fund, international Equity Index Fund and certain Underlying Funds of the Global Tactical Asset Allocation Fund.
- **SECTOR RISK** (*principal risk for the Global Tactical Asset Allocation Fund, Income Equity Fund, International Equity Fund, Large Cap Core Fund, Large Cap Value Fund, Small Cap Core Fund, Small Cap Value Fund, U.S. Quality ESG Fund, Emerging Markets Equity Index Fund, Global Real Estate Index Fund, Global Sustainability Index Fund, International Equity Index Fund, Mid Cap Index Fund, Small Cap Index Fund and Stock Index Fund*) is the risk that companies in similar businesses may be similarly affected by particular economic or market events, which may in certain circumstances, cause the value of securities of all companies in a particular sector to decrease.

HEDGING RISK. Hedging risk is the risk that the derivative instruments and other investments that a Fund or an Underlying Fund makes to hedge its risks will not be precisely correlated with the risks attendant in the Fund's or Underlying Fund's investments being hedged. Hedges are sometimes subject to imperfect matching between the derivative and the underlying security, and there can be no assurance that a Fund's hedging transactions will be effective. The use of hedging may result in certain adverse tax consequences.

ILLIQUID OR RESTRICTED SECURITIES. Illiquid securities include repurchase agreements and time deposits with notice/termination dates of more than seven days, certain variable amount master demand notes that cannot be called within seven days, certain insurance funding agreements (see "Insurance Funding Agreements" below), certain unlisted over-the-counter options and other securities that are traded in the U.S. but are subject to trading restrictions because they are not registered under the Securities Act of 1933, as amended (the "1933 Act"), and both foreign and domestic securities that are not readily marketable.

INVESTMENT STRATEGY. Each Fund or an Underlying Fund may invest up to 15% (an Underlying Fund that is a money market fund may invest up to 5% of its net assets in illiquid securities) of its net assets in securities that are illiquid. If otherwise consistent with their investment objectives and strategies, the Funds or Underlying Funds may purchase commercial paper issued pursuant to Section 4(2) of the 1933 Act and securities that are not registered under the 1933 Act but can be sold to "qualified institutional buyers" in accordance with Rule 144A under the 1933 Act ("Rule 144A Securities"). These securities will not be considered illiquid so long as the Investment Adviser to the Funds and the investment advisers to the Underlying Funds determine that, under guidelines approved by their respective Board of Trustees, an adequate trading market exists.

SPECIAL RISKS. Because illiquid and restricted securities may be difficult to sell at an acceptable price, they may be subject to greater volatility and may result in a loss to a Fund or Underlying Fund. The practice of investing in Rule 144A Securities could increase the level of a Fund's illiquidity during any period that qualified institutional buyers become uninterested in purchasing these securities. Securities purchased by a Fund that are liquid at the time of purchase may subsequently become illiquid due to events relating to the issuer of the securities, market events, economic conditions and/or investor perception.

INITIAL PUBLIC OFFERINGS ("IPO") (*principal strategy for the Global Real Estate Index Fund*). An IPO is a company's first offering of stock to the public.

INVESTMENT STRATEGY. At times, and to the extent consistent with their investment objectives and strategies the Funds or Underlying Funds may invest in IPOs.

SPECIAL RISKS. An IPO presents the risk that the market value of IPO shares will fluctuate considerably due to factors such as the absence of a prior public market, unseasoned trading, the small number of shares available for trading and limited information about the issuer. The purchase of IPO shares may involve high transaction costs. IPO shares are subject to market risk and liquidity risk. When a Fund's or Underlying Fund's asset base is small, a significant portion of the Fund's or Underlying Fund's performance could be attributable to investments in IPOs because such investments would have a magnified impact on the Fund or Underlying Fund. As the Fund's or Underlying Fund's assets grow, the effect of the Fund's or Underlying Fund's investments in IPOs on the Fund's or Underlying Fund's performance probably will decline, which could reduce the Fund's or Underlying Fund's performance. Because of the price volatility of IPO shares, a Fund or Underlying Fund may choose to hold IPO shares for a very short period of time. This may increase the turnover of a portfolio and may lead to increased expenses to the Fund or Underlying Fund, such as commissions and transaction costs. By selling IPO shares, the Fund or Underlying Fund may realize taxable gains it subsequently will distribute to shareholders. In addition, the market for IPO shares can be speculative and/or inactive for extended periods of time. There is no assurance that the Fund or Underlying Fund will be able to obtain allocable portions of IPO shares. The limited number of shares available for trading in some IPOs may make it more difficult for the Fund or Underlying Fund to buy or sell significant amounts of shares without an unfavorable impact on prevailing prices. Investors in IPO shares can be affected by substantial dilution in the value of their shares, by sales of additional shares and by concentration of control in existing management and principal shareholders. The Funds' or Underlying Funds' investments in IPO shares may include the securities of "unseasoned" companies (companies with less than three years of continuous operations), which present risks considerably greater than common stocks of more established companies.

These companies may have limited operating histories and their prospects for profitability may be uncertain. These companies may be involved in new and evolving businesses and may be vulnerable to competition and changes in technology, markets and economic conditions. They may be more dependent on key managers and third parties and may have limited product lines.

INSURANCE FUNDING AGREEMENTS. An insurance funding agreement ("IFA") is an agreement that requires a Fund or Underlying Fund to make cash contributions to a deposit fund of an insurance company's general account. The insurance company then credits interest to the Fund or Underlying Fund for a set time period.

INVESTMENT STRATEGY. The Funds or Underlying Funds may invest in IFAs issued by insurance companies that meet quality and credit standards established by the Investment Adviser to the Funds and the investment advisers of the Underlying Funds.

SPECIAL RISKS. IFAs are not insured by a government agency—they are backed only by the insurance company that issues them. As a result, they are subject to default risk of the non-governmental issuer. In addition, the transfer of IFAs may be restricted and an active secondary market in IFAs currently does not exist. This means that it may be difficult or impossible to sell an IFA at an appropriate price.

INTEREST RATE SWAPS, CURRENCY SWAPS, TOTAL RATE OF RETURN SWAPS, CREDIT SWAPS, AND INTEREST RATE FLOORS, CAPS AND COLLARS. Interest rate and currency swaps are contracts that obligate a Fund or Underlying Fund and another party to exchange their rights to pay or receive interest or specified amounts of currency, respectively. Interest rate floors entitle the purchasers to receive interest payments if a specified index falls below a predetermined interest rate. Interest rate caps entitle the purchasers to receive interest payments if a specified index exceeds a predetermined interest rate. An interest rate collar is a combination of a cap and a floor that preserves a certain return within a predetermined range of interest rates. Total rate of return swaps are contracts that obligate a party to pay or receive interest in exchange for the payment by the other party of the total return generated by a security, a basket of securities, an index or an index component. Credit swaps are contracts involving the receipt of floating or fixed rate payments in exchange for assuming potential credit losses of an underlying security. Credit swaps give one party to a transaction the right to dispose of or acquire an asset (or group of assets) or, in the case of credit default swaps, the right to receive or make a payment from the other party, upon the occurrence of specific credit events.

INVESTMENT STRATEGY. To the extent consistent with their investment objectives and strategies, the Funds or Underlying Funds may enter into swap transactions and transactions involving interest rate floors, caps and collars for hedging purposes or to seek to increase total return.

SPECIAL RISKS. The use of swaps and interest rate floors, caps and collars is a highly specialized activity that involves investment techniques and risks different from those associated with ordinary portfolio securities transactions. Like other derivative securities, these instruments can be highly volatile. If the Investment Adviser to the Funds or the investment advisers of the Underlying Funds is incorrect in its forecasts of market values, interest rates and currency exchange rates, the investment performance of a Fund or Underlying Fund would be less favorable than it would have been if these instruments were not used. Because these instruments normally are illiquid,

a Fund or Underlying Fund may not be able to terminate its obligations when desired. In addition, if a Fund or Underlying Fund is obligated to pay the return under the terms of a total rate of return swap, Fund or Underlying Fund losses due to unanticipated market movements potentially are unlimited. A Fund or Underlying Fund also may suffer a loss if the other party to a transaction defaults. Credit default swaps involve special risks in addition to those mentioned above because they are difficult to value, are highly susceptible to liquidity and credit risk, and generally pay a return to the party that has paid the premium only in the event of an actual default by the issuer of the underlying obligation (as opposed to a credit downgrade or other indication of financial difficulty).

INTERFUND BORROWING AND LENDING. The SEC has granted an exemption permitting the Funds to participate in an interfund borrowing and lending program. This interfund borrowing and lending program allows the Funds to borrow money from other funds in the Trust and other affiliated portfolios of Northern Institutional Funds (each a “Portfolio” and together, the “Portfolios”) advised by NTI, and to lend money to other funds in the Trust, for temporary or emergency purposes. The interfund borrowing and lending program is currently not operational. The interfund borrowing and lending program is subject to a number of conditions, including, among other things, the requirements that (1) a Fund may not borrow or lend money through the program unless it receives a more favorable interest rate than is available from a bank loan rate or investment yield rate, respectively; (2) loans will be secured on an equal priority basis with at least an equivalent percentage of collateral to loan value as any outstanding bank loan that requires collateral; (3) loans will have a maturity no longer than that of any outstanding bank loan (and in any event not over seven days); (4) if an event of default occurs under any agreement evidencing an outstanding bank loan to a Fund, the event of default will automatically (without need for action or notice by the lending fund or Portfolio) constitute an immediate event of default under the Interfund Lending Agreement entitling the lending fund or Portfolio to call the interfund loan (and exercise all rights with respect to any collateral) and that such call will be made if the bank exercises its right to call its loan under its agreement with a Fund; (5) a Fund may not borrow money if the loan would cause its outstanding borrowings from all sources to exceed 10% of its net assets at the time of the loan, except that a Fund may borrow up to 33 1/3% of its total assets through the program or from other sources if each interfund loan is secured by the pledge of segregated collateral with a market value of at least 102% of the outstanding principal value of the loan; (6) a Fund may not loan money if the loan would cause its aggregate outstanding loans through the program to exceed 15% of its net assets at the time of the loan; (7) a Fund’s interfund loans to

any one fund shall not exceed 5% of the Fund's net assets; and (8) a Fund's borrowings through the program will not exceed the greater of 125% of the Fund's total net cash redemptions or 102% of the Fund's sales fails (when a sale of securities "fails" due to circumstances beyond the Fund's control) for the preceding seven calendar days as measured at the time of the loan. In addition, a Fund may participate in the interfund borrowing and lending program only if and to the extent that such participation is consistent with the Fund's investment objective and policies. The Board of Trustees of the Trust is responsible for overseeing the interfund borrowing and lending program. A delay in repayment to a lending Fund could result in a lost investment opportunity or additional lending costs.

INVESTMENT COMPANIES. Affiliated and unaffiliated investment companies include, but are not limited to, money market funds, index funds, "country funds" (i.e., funds that invest primarily in issuers located in a specific foreign country or region) and ETFs. Other investment companies in which the Funds may invest include other funds for which the Investment Adviser or any of its affiliates serve as investment adviser.

INVESTMENT STRATEGY. To the extent consistent with their investment objectives and strategies, the Funds may invest in securities issued by other affiliated or unaffiliated investment companies. Investments by a Fund in other investment companies, including ETFs, will be subject to the limitations of the 1940 Act except as permitted by SEC orders. The Funds may rely on SEC orders that permit them to invest in certain ETFs beyond the limits contained in the 1940 Act, subject to certain terms and conditions. Although the Funds do not expect to do so in the foreseeable future, each Fund is authorized to invest substantially all of its assets in a single open-end investment company or series thereof that has substantially the same investment objective, strategies and fundamental restrictions as the Fund.

SPECIAL RISKS. As a shareholder of another investment company, a Fund would be subject to the same risks as any other investor in that company. It also would bear a proportionate share of any fees and expenses paid by that company. These expenses would be in addition to the management and other fees paid directly by the Fund. A Fund's investment in an ETF involves other considerations. In particular, shares of ETFs are listed and traded on securities exchanges and in over-the-counter markets, and the purchase and sale of these shares involve transaction fees and commissions. In addition, shares of an ETF are issued in "creation units" and are not redeemable individually except upon termination of the ETF. To redeem, a Fund must accumulate enough shares of an ETF to reconstitute a creation unit. The liquidity of a small holding of an ETF, therefore, will

depend upon the existence of a secondary market. Certain ETFs intend to effect creations and redemptions principally for cash, rather than primarily in-kind because of the nature of the ETF's investments. Investments in such ETFs may be less tax efficient than investments in ETFs that effect creations and redemptions in-kind. Also, even though the market price of an ETF is derived from the securities it owns, such price at any given time may be at, below or above the ETF's NAV. The market for certain securities in which an ETF invests may become illiquid under adverse market conditions or economic conditions independent of any specific adverse changes in the conditions of a particular issuer. In adverse market conditions, the ETF's market price may begin to reflect illiquidity or pricing uncertainty of the ETF's portfolio securities, which could lead to the ETF's shares trading at a price that is higher or lower than the ETF's net asset value. At times such differences may be significant.

INVESTMENT GRADE SECURITIES. A security is considered investment grade if, at the time of purchase, it is rated:

- BBB or higher by S&P;
- Baa3 or higher by Moody's Investors Service, Inc. ("Moody's");
- BBB or higher by Fitch Ratings ("Fitch"); or
- BBB or higher by DBRS Ratings Limited ("DBRS").

A security will be considered investment grade if it receives one of the above ratings, or a comparable rating from another organization that is recognized as a Nationally Recognized Statistical Rating Organization ("NRSRO"), even if it receives a lower rating from other rating organizations. An unrated security also may be considered investment grade if the investment adviser to the Underlying Fund determines that the security is comparable in quality to a security that has been rated investment grade.

INVESTMENT STRATEGY. To the extent consistent with their investment objectives and strategies, the Funds or Underlying Funds may invest in fixed-income and convertible securities. Except as stated in the section entitled "Non-Investment Grade Securities," fixed-income and convertible securities purchased by the Funds or Underlying Funds generally will be investment grade.

SPECIAL RISKS. Although securities rated BBB by S&P, DBRS or Fitch, or Baa3 by Moody's are considered investment grade, they have certain speculative characteristics. Therefore, they may be subject to a higher risk of default than obligations with higher ratings. Subsequent to its purchase by a Fund or Underlying Fund, a rated security may cease to be rated or its rating may be reduced below the minimum rating required for purchase by a Fund or Underlying Fund and may be in default.

Generally, the lower the credit rating of a security, issuer, guarantor or counterparty, the higher the degree of risk as to payment of interest and return of principal.

INVESTMENT STYLE RISK. Different investment styles (e.g., “growth”, “value” or “quantitative”) tend to shift in and out of favor, depending on market and economic conditions as well as investor sentiment. A Fund may outperform or underperform other funds that employ a different investment style. A Fund may also employ a combination of styles that impact its risk characteristics.

- **VALUE INVESTMENT STYLE RISK** (*principal risk for Large Cap Value and Small Cap Value Fund*). Value stocks are those that are undervalued in comparison to their peers due to adverse business developments or other factors. Value investing carries the risk that the market will not recognize a security’s inherent value for a long time, or that a stock judged to be undervalued by a Fund’s adviser may actually be appropriately priced or overvalued. Value oriented funds will typically underperform when growth investing is in favor.
- **QUANTITATIVE INVESTING RISK** (*principal risk for Global Tactical Asset Allocation Fund, Income Equity Fund, International Equity Fund, Large Cap Core Fund, Large Cap Value Fund, Small Cap Core Fund, Small Cap Value Fund and U.S. Quality ESG Fund*). The value of securities or other investments selected using quantitative analysis can perform differently from the market as a whole or from their expected performance. This may be as a result of the factors used in building the multifactor quantitative model, the weights placed on each factor, the accuracy of historical data supplied by third parties, and changing sources of market returns.

When the quantitative models, information and data used in managing a Fund prove to be incorrect or incomplete, any investment decisions made in reliance on the models and data may not produce the desired results and a Fund may realize losses. In addition, any hedging based on faulty models and data may prove to be unsuccessful. Furthermore, the success of models that are predictive in nature is dependent largely on the accuracy and reliability of the supplied historical data. All models are susceptible to input errors, which may cause the resulting information to be incorrect.

LARGE CAP STOCK RISK (*principal risk for the Income Equity Fund, International Equity Fund, Large Cap Core Fund, Large Cap Value Fund, Global Real Estate Index Fund, Global Sustainability Index Fund, International Equity Index Fund, Global Tactical Asset Allocation Fund, Stock Index Fund and U.S. Quality ESG Fund*). Larger, more established companies may be unable to respond quickly to new competitive challenges such as changes in technology and consumer tastes. Many larger companies also may not be able to attain the high growth rate

of successful smaller companies, especially during extended periods of economic expansion. For purposes of a Fund’s investment policies, the market capitalization of a company is based on its capitalization at the time the Fund purchases the company’s securities. Market capitalizations of companies change over time. A Fund is not obligated to sell a company’s security simply because, subsequent to its purchase, the company’s market capitalization has changed to be outside the capitalization range, if any, in effect for the Fund.

LARGE SHAREHOLDER TRANSACTIONS RISK. A Fund or Underlying Fund may experience adverse effects when certain large shareholders purchase or redeem large amounts of shares of the Fund or Underlying Funds. Such large shareholder redemptions may cause a Fund or the Underlying Funds to sell their securities at times when it would not otherwise do so, which may negatively impact the Fund’s or Underlying Fund’s NAV and liquidity. Such sales may also accelerate the increase of taxable income to shareholders if these sales result in gains, and may also increase transaction costs. In addition, a large redemption could result in a Fund’s or Underlying Fund’s current expenses being allocated over a smaller asset base, leading to an increase in the Fund’s or Underlying Fund’s expense ratio. Similarly, large share purchases may adversely affect a Fund’s or Underlying Fund’s performance to the extent that the Fund or Underlying Fund is delayed in investing new cash and is required to maintain a larger cash position than they ordinarily would.

LENDING OF SECURITIES. In order to generate additional income, the Funds or Underlying Funds may lend securities to banks, brokers and dealers or other qualified institutions. In exchange, the Funds or Underlying Funds will receive collateral equal to at least 100% of the value of the securities loaned.

INVESTMENT STRATEGY. Securities lending may represent no more than one-third of the value of a Fund’s or Underlying Fund’s total assets (including the loan collateral). Any cash collateral received by a Fund or Underlying Fund in connection with these loans may be invested in a variety of short-term investments, either directly or indirectly through money market portfolios. Loan collateral (including any investment of the collateral) is not included in the calculation of the percentage limitations described elsewhere in this Prospectus regarding each Fund’s investments in particular types of securities. The securities lending program is not currently operational.

SPECIAL RISKS. A principal risk when lending portfolio securities is that the borrower might become insolvent or refuse to honor its obligation to return the securities. In this event, a Fund or Underlying Fund could experience delays in recovering its securities and possibly may incur a capital loss. Upon return of the loaned securities, the Fund would be required to return the

related cash collateral to the borrower and may be required to liquidate portfolio securities in order to do so. To the extent that the portfolio securities acquired with such collateral have decreased in value, it may result in the Fund realizing a loss at a time when it would not otherwise do so. As such, securities lending may introduce leverage into the Fund. Additionally, the amount of a Fund's or Underlying Fund's distributions that qualify for taxation at reduced long-term capital gains rates for individuals, as well as the amount of a Fund's or Underlying Fund's distributions that qualify for the dividends received deduction available to corporate shareholders (together, "qualifying dividends"), may be reduced as a result of a Fund's or Underlying Fund's securities lending activities. This is because any dividends paid on securities while on loan will not be deemed to have been received by a Fund or Underlying Fund, and the equivalent amount paid to a Fund or Underlying Fund by the borrower of the securities will not be deemed to be a qualifying dividend.

LIQUIDITY RISK (*principal risk for the Global Tactical Asset Allocation Fund, Emerging Markets Equity Index Fund and Global Real Estate Index Fund*) is the risk that a Fund or Underlying Fund will not be able to pay redemption proceeds within the time periods described in this Prospectus because of unusual market conditions, an unusually high volume of redemption requests, legal restrictions impairing its ability to sell particular securities or close derivative positions at an advantageous market price or other reasons. Certain portfolio securities may be less liquid than others, which may make them difficult or impossible to sell at the time and the price that a Fund or Underlying Fund would like or difficult to value. A Fund or Underlying Fund may have to lower the price, sell other securities instead or forgo an investment opportunity. Any of these events could have a negative effect on fund management or performance. Liquidity risk may be the result of, among other things, the reduced number and capacity of traditional market participants to make a market for certain securities. As a general matter, dealers recently have been less willing to make markets for certain fixed income securities. The potential for liquidity risk may be magnified by a rising interest rate environment or other circumstances where investor redemptions from money market and other fixed income mutual funds may be higher than normal, potentially causing increased supply in the market due to selling activity. With respect to the Equity Index Funds, due to limitations on investments in illiquid securities and/or purchasing and selling such investments, a Fund may be unable to achieve a high degree of correlation with the Fund's index. Funds and Underlying Funds with principal investment strategies that involve investments in securities of companies with smaller market capitalizations, foreign securities derivatives or securities with potential market and/or credit risk tend to have

the greatest exposure to liquidity risk. All of these risks may increase during periods of market volatility.

MARKET RISK (*principal risk for all Funds*) is the risk that the value of the securities in which a Fund or Underlying Fund invests may go up or down in response to the prospects of individual issuers and/or general economic conditions. Securities markets may experience great short-term volatility and may fall sharply at times. Different markets may behave differently from each other and a foreign market may move in the opposite direction from the U.S. market. Stock prices have historically risen and fallen in periodic cycles. In general, the values of equity investments fluctuate in response to the activities of individual companies and in response to general market and economic conditions. Price changes may be temporary or last for extended periods. Accordingly, the values of the equity investments that a Fund or an Underlying Fund holds may decline over short or extended periods. This volatility means that the value of your investment in a Fund may increase or decrease. You could lose money over short periods due to fluctuation in a Fund's NAV in response to market movements, and over longer periods during market downturns.

Recently, United States and international markets have experienced substantial price volatility. Growth stocks are generally more sensitive to market movements than other types of stocks and their prices may therefore be more volatile and present a higher degree of risk of loss. Value stocks, on the other hand, may fall out of favor with investors and underperform growth stocks during any given period.

MARKET EVENTS RISK relates to the increased volatility, depressed valuations, decreased liquidity and heightened uncertainty in the financial markets throughout the world during the past decade. These conditions may recur, worsen or spread.

The U.S. government and the Federal Reserve, as well as certain foreign governments and central banks, have taken steps to support financial markets, including by keeping interest rates at historically low levels. This and other government intervention may not work as intended, particularly if the efforts are perceived by investors as being unlikely to achieve the desired results. The U.S. government and Federal Reserve have reduced their market support activities and have begun raising interest rates. Certain foreign governments and central banks have implemented so-called negative interest rates (e.g., charging depositors who keep their cash at a bank) to spur economic growth. Governmental or central bank actions, including interest rate increases, measures to address budget deficits, or contrary actions by different governments, as well as downgrades of sovereign debt, declines in oil and commodity prices, dramatic changes in currency exchange rates and geopolitical events (including war and terror attacks) could

negatively affect financial markets generally, increase market volatility and reduce the value and liquidity of securities in which a Fund invests.

Policy and legislative changes in the United States and in other countries (such as the UK referendum vote to exit the EU) may also contribute to decreased liquidity and increased volatility in the financial markets.

Political turmoil within the U.S. and abroad may also impact the Funds. Although the U.S. government has honored its credit obligations, it remains possible that the U.S. could default on its obligations. While it is impossible to predict the consequences of such an unprecedented event, it is likely that a default by the U.S. would be highly disruptive to the U.S. and global securities markets and could significantly impair the value of the Funds' investments. Similarly, political events within the United States at times have resulted, and may in the future result, in a shutdown of government services, which could negatively affect the U.S. economy, decrease the value of many Fund investments, and increase uncertainty in or impair the operation of the U.S. or other securities markets. The U.S. is also considering significant new investments in infrastructure and national defense which, coupled with lower federal taxes, could lead to increased government borrowing and higher interest rates. While these proposed policies are going through the political process, the equity and debt markets may react strongly to expectations, which could increase volatility, especially if the market's expectations for changes in government policies are not borne out.

Economies and financial markets throughout the world are increasingly interconnected. Economic, financial or political events, trading and tariff arrangements, terrorism, natural disasters and other circumstances in one country or region could have profound impacts on global economies or markets. As a result, whether or not a Fund or Underlying Fund directly invests in securities of issuers located in or with significant exposure to the countries directly affected, the value and liquidity of a Fund's investments may be negatively affected.

MASTER LIMITED PARTNERSHIPS. An MLP is a publicly traded company organized as a limited partnership or limited liability company and treated as a partnership for federal income tax purposes. MLPs may derive income and gains from the exploration, development, mining or production, processing, refining, transportation (including pipelines transporting gas, oil, or products thereof), or the marketing of any mineral or natural resources. MLPs generally have two classes of owners, the general partner and limited partners. The general partner of an MLP is typically owned by one or more of the following: a major energy company, an investment fund, or the direct management of the MLP. The general partner may be structured as a private or publicly traded corporation or other

entity. The general partner typically controls the operations and management of the MLP through an up to 2% equity interest in the MLP plus, in many cases, ownership of common units and subordinated units. Limited partners own the remainder of the partnership, through ownership of common units, and have a limited role in the partnership's operations and management.

INVESTMENT STRATEGY. With respect to the Global Tactical Asset Allocation Fund, certain of the Underlying Funds may invest in MLPs.

SPECIAL RISKS. As compared to common stockholders of a corporation, holders of MLP units have more limited control and limited rights to vote on matters affecting the partnership and the potential for a conflict of interest exists between common unit holders and an MLP's limited partners. In addition, there are certain tax risks associated with an investment in MLP units and conflicts of interest may exist between common unit holders and the general partner, including those arising from incentive distribution payments. MLPs may also be sensitive to changes in interest rates and during periods of interest rate volatility, may not provide attractive returns.

A change in current tax law, or a change in the business of a given MLP, could result in an MLP being treated as a corporation for U.S. federal income tax purposes, which would result in such MLP being required to pay U.S. federal income tax on its taxable income. Thus, if any of the MLPs owned by an Underlying Fund were treated as corporations for U.S. federal income tax purposes, the after-tax return to the Underlying Fund with respect to its investment in such MLPs would be materially reduced, which could cause a decline in the value of the common stock.

To the extent that an Underlying Fund invests in the equity securities of an MLP, the Underlying Fund will be a limited partner or member in such MLP. Accordingly, the Underlying Fund will be required to include in its taxable income the Underlying Fund's allocable share of the income, gains, losses, deductions and expenses recognized by each such MLP, regardless of whether the MLP distributes cash to the Underlying Fund. The Underlying Fund may have to sell investments to provide cash to make required distributions if its allocable share of an MLP's income and gains is not offset by the MLP's tax deductions, losses and credits and the MLP does not distribute sufficient cash. The portion, if any, of a distribution received by the Underlying Fund from an MLP that is offset by the MLP's tax deductions, losses or credits is essentially treated as a return of capital. The percentage of an MLP's income and gains that is offset by tax deductions, losses and credits will fluctuate over time for various reasons. A significant slowdown in acquisition activity or capital spending by MLPs held in the Underlying Fund's portfolio could result

in a reduction of depreciation deductions, which may result in increased current taxable income for the Underlying Fund.

If an Underlying Fund has investments in equity securities of MLPs, the Underlying Fund's earnings and profits may be calculated using accounting methods that are different from those used for calculating taxable income. Because of these differences, the Underlying Fund may make distributions out of its current or accumulated earnings and profits, which will be treated as taxable dividends, even in years in which the Underlying Fund's distributions exceed its taxable income. In addition, changes in tax laws or regulations, or future interpretations of such laws or regulations, could adversely affect the Underlying Fund or the MLP investments in which the Underlying Fund invests.

MATURITY RISK. The Funds that invest in fixed income securities will maintain the dollar-weighted average maturity of their portfolios within a specified range. However, the maturities of certain instruments, such as variable and floating rate instruments, are subject to estimation. In addition, in calculating average weighted maturities, the maturity of mortgage and other asset-backed securities will be based on estimates of average life. As a result, the Funds cannot guarantee that these estimates will, in fact, be accurate or that their average maturities will remain within their specified limits.

MORTGAGE DOLLAR ROLLS. A mortgage dollar roll involves the sale of securities for delivery in the future (generally within 30 days). A Fund simultaneously contracts with the same counterparty to repurchase substantially similar (same type, coupon and maturity) but not identical securities on a specified future date. During the roll period, the Fund loses the right to receive principal and interest paid on the securities sold. However, the Fund benefits to the extent of any difference between (a) the price received for the securities sold and (b) the lower forward price for the future purchase and/or fee income plus the interest earned on the cash proceeds of the securities sold.

INVESTMENT STRATEGY. The Underlying Funds held by the Global Tactical Asset Allocation Fund may invest in mortgage dollar rolls.

SPECIAL RISKS. Successful use of mortgage dollar rolls depends upon an investment adviser's ability to predict correctly interest rates and mortgage prepayments. If the investment adviser is incorrect in its prediction, certain Underlying Funds may experience a loss. Unless the benefits of a mortgage dollar roll exceed the income, capital appreciation and gain or loss due to mortgage prepayments that would have been realized on the securities sold as part of the roll, the use of this technique will diminish the Underlying Fund's performance.

NON-INVESTMENT GRADE SECURITIES (*principal strategy for the Global Tactical Asset Allocation Fund*). Non-investment grade fixed-income and convertible securities (sometimes referred to as "junk bonds") generally are rated BB or below by S&P, DBRS or Fitch, or Ba or below by Moody's (or have received a comparable rating from another NRSRO), or, if unrated, are determined to be of comparable quality by the Investment Adviser to the Funds or the investment adviser to an Underlying Fund.

INVESTMENT STRATEGY. The Underlying Funds held by the Global Tactical Asset Allocation Fund may invest in non-investment grade securities. The Equity Funds and Global Real Estate Index Fund may invest up to 15% of their total assets, measured at the time of purchase, in non-investment grade fixed-income and convertible securities, when the Investment Adviser determines that such securities are desirable in light of a Fund's investment objectives and portfolio mix.

SPECIAL RISKS. Non-investment grade fixed-income and convertible securities are considered predominantly speculative by traditional investment standards. The market value of these low-rated securities tends to be more sensitive to individual corporate developments and changes in interest rates and economic conditions than higher-rated securities.

In addition, they generally present a higher degree of credit risk. Issuers of low-rated securities are often highly leveraged, so their ability to repay their debt during an economic downturn or periods of rising interest rates may be impaired. The risk of loss due to default by these issuers also is greater because low-rated securities generally are unsecured and often are subordinated to the rights of other creditors of the issuers of such securities. Investment by a Fund or Underlying Fund in defaulted securities poses additional risk of loss should nonpayment of principal and interest continue in respect of such securities. Even if such securities are held to maturity, recovery by a Fund or Underlying Fund of its initial investment and any anticipated income or appreciation will be uncertain. A Fund or an Underlying Fund also may incur additional expenses in seeking recovery on defaulted securities.

The secondary market for lower quality securities is concentrated in relatively few market makers and is dominated by institutional investors. Accordingly, the secondary market for such securities is not as liquid as, and is more volatile than, the secondary market for higher quality securities. In addition, market trading volume for these securities generally is lower and the secondary market for such securities could contract under adverse market or economic conditions, independent of any specific adverse changes in the condition of a particular issuer. These factors may have an adverse effect on the market price and a Fund's or Underlying Fund's ability to dispose of

particular portfolio investments. A less developed secondary market also may make it more difficult for a Fund or Underlying Fund to obtain precise valuations of such securities in its portfolio.

Investments in lower quality securities, whether rated or unrated, will be more dependent on the Investment Adviser's credit analysis than would be the case with investments in higher quality securities.

OPERATIONAL RISK. The Investment Adviser to the Funds and other Fund service providers may be subject to operational risk and may experience disruptions and operating errors. In particular, these errors or failures in systems and technology, including operational risks associated with reliance on third party service providers, may adversely affect a Fund's ability to calculate its net asset values in a timely manner, including over a potentially extended period. While service providers are required to have appropriate operational risk management policies and procedures in place, their methods of operational risk management may differ from those of the Funds in the setting of priorities, the personnel and resources available or the effectiveness of relevant controls. The Investment Adviser, through its monitoring and oversight of service providers, seeks to ensure that service providers take appropriate precautions to avoid and mitigate risks that could lead to disruptions and operating errors. However, it is not possible for the Investment Adviser or other Fund service providers to identify all of the operational risks that may affect a Fund or to develop processes and controls to completely eliminate or mitigate their occurrence or effects.

OPTIONS. An option is a type of derivative instrument that gives the holder the right (but not the obligation) to buy (a "call") or sell (a "put") an asset in the future at an agreed upon price prior to the expiration date of the option.

INVESTMENT STRATEGY. To the extent consistent with their investment objectives and strategies, a Fund or Underlying Funds may write (sell) covered call options, buy put options, buy call options and write secured put options for hedging (or cross-hedging) purposes or to earn additional income. Options may relate to particular securities, foreign or domestic securities indices, financial instruments or foreign currencies. An Equity Fund or Equity Index Fund will not purchase put and call options in an amount that exceeds 5% of its net assets at the time of purchase. The total value of an Equity Fund's or Equity Index Fund's assets subject to options written by the Fund will not be greater than 25% of its net assets at the time the option is written. A Fund or Underlying Fund may "cover" a call option by owning the security underlying the option or through other means. Put options written by a Fund or Underlying Fund are "secured" if the Fund or Underlying Fund maintains liquid

assets in a segregated account in an amount at least equal to the exercise price of the option up until the expiration date.

SPECIAL RISKS. Options trading is a highly specialized activity that involves investment techniques and risks different from those associated with ordinary Fund securities transactions. The value of options can be highly volatile, and their use can result in loss if the Investment Adviser to the Funds or the investment adviser of an Underlying Fund is incorrect in its expectation of price fluctuations. The successful use of options for hedging purposes also depends in part on the ability of the Investment Adviser to predict future price fluctuations and the degree of correlation between the options and securities markets.

Each Fund and certain Underlying Funds will invest and trade in unlisted over-the-counter options only with firms deemed creditworthy by the Investment Adviser to the Funds or the investment adviser of an Underlying Fund. However, unlisted options are not subject to the protections afforded purchasers of listed options by the Options Clearing Corporation, which performs the obligations of its members which fail to perform them in connection with the purchase or sale of options. Therefore, a Fund or Underlying Fund bears the risk that the counterparty that wrote the option will be unable or unwilling to perform its obligations under the option contract.

PORTFOLIO TURNOVER (*principal risk for the International Equity Fund and Large Cap Value Fund*). The Investment Adviser to the Funds or Underlying Funds will not consider the portfolio turnover rate a limiting factor in making investment decisions for certain Funds or certain Underlying Funds. A high portfolio turnover rate (100% or more) is likely to involve higher brokerage commissions and other transaction costs, which could reduce both a Fund's and Underlying Fund's return. It also may result in higher short-term capital gains that are taxable to shareholders. See "Financial Highlights" for the Funds' historical portfolio turnover rates.

PREFERRED STOCK. Preferred stocks are securities that represent an ownership interest providing the holder with claims on the issuer's earnings and assets before common stock owners but after bond owners.

INVESTMENT STRATEGY. The Funds or Underlying Fund may invest in preferred stocks.

SPECIAL RISKS. Unlike most debt securities, the obligations of an issuer of preferred stock, including dividend and other payment obligations, typically may not be accelerated by the holders of such preferred stock on the occurrence of an event of default or other non-compliance by the issuer of the preferred stock. Preferred stock is sensitive to changes in an issuer's creditworthiness and changes to interest rates, and may decline in value as interest rates rise.

PREPAYMENT (OR CALL) RISK (*principal risk for the Global Tactical Asset Allocation Fund*) is the risk that prepayment of the underlying mortgages or other collateral of some fixed-income securities may result in a decreased rate of return and a decline in value of those securities. As interest rates fall and certain obligations are paid off by obligors more quickly than originally anticipated, the Fund may invest the proceeds in securities with lower yields.

REAL ESTATE INVESTMENT TRUSTS (*principal strategy for the Global Real Estate Index Fund*). REITs are pooled investment vehicles that invest primarily in either real estate or real estate related loans.

INVESTMENT STRATEGY. The Global Real Estate Index Fund invests a substantial amount of its assets in REITs. The other Funds and the Underlying Funds may also invest in REITs to the extent consistent with their investment objectives and strategies.

SPECIAL RISKS. The value of a REIT is affected by changes in the value of the properties owned by the REIT or securing mortgage loans held by the REIT. REITs are dependent upon cash flow from their investments to repay financing costs and the ability of a REIT's manager. REITs are also subject to risks generally associated with investments in real estate. These risks include: changes in the value of real estate properties and difficulties in valuing and trading real estate; risks related to general and local economic conditions; overbuilding and increased competition; increases in property taxes and operating expenses; changes in zoning laws; casualty and condemnation losses; variations in rental income; changes in the appeal of property to tenants; tenant bankruptcies and other credit problems; and changes in interest rates. To the extent that assets underlying a REIT are concentrated geographically, by property type or in certain other respects, these risks may be heightened. A Fund or Underlying Fund will indirectly bear its proportionate share of any expenses, including management fees, paid by a REIT in which it invests.

REITs are subject to a highly technical and complex set of provisions in the Code. It is possible that a Fund or certain Underlying Fund may invest in a real estate company that purports to be a REIT and that the company could fail to qualify as a REIT. In the event of any such unexpected failure to qualify as a REIT, the company would be subject to corporate-level taxation, significantly reducing the return to a Fund or Underlying Fund on its investment in such company. REITs could possibly fail to qualify for tax free pass-through of income under the Code, or to maintain their exemptions from registration under the 1940 Act. The above factors may also adversely affect a borrower's or a lessee's ability to meet its obligations to the REIT. In the event of a default by a borrower or lessee, the REIT may experience delays in enforcing its rights

as a mortgagee or lessor and may incur substantial costs associated with protecting its investments.

In addition, the value of such securities may fluctuate in response to the market's perception of the creditworthiness of the issuers of mortgage-related securities owned by a Fund or Underlying Fund. Because investments in mortgage-related securities are interest sensitive, the ability of the issuer to reinvest or to reinvest favorably in underlying mortgages may be limited by government regulation or tax policy. For example, action by the Board of Governors of the Federal Reserve System to limit the growth of the nation's money supply may cause interest rates to rise and thereby reduce the volume of new residential mortgages. Additionally, although mortgages and mortgage-related securities are generally supported by some form of government or private guarantees and/or insurance, there is no assurance that private guarantors or insurers will be able to meet their obligation.

REITs (especially mortgage REITs) are also subject to interest rate risks. When interest rates decline, the value of a REIT's investment in fixed rate obligations can be expected to rise. Conversely, when interest rates rise, the value of a REIT's investment in fixed rate obligations can be expected to decline. In contrast, as interest rates on adjustable rate mortgage loans are reset periodically, yields on a REIT's investments in such loans will gradually align themselves to reflect changes in market interest rates, causing the value of such investments to fluctuate less dramatically in response to interest rate fluctuations than would investments in fixed rate obligations.

The REIT investments of a Fund often do not provide complete tax information to the Fund until after the calendar year-end. Consequently, because of the delay, it may be necessary for the Fund to request permission to extend the deadline for issuance of Forms 1099-DIV beyond January 31. Also, under current provisions of the Code, distributions attributable to operating income of REITs in which the Fund invests are not eligible for favorable tax treatment as long-term capital gains and will be taxable to you as ordinary income.

In addition, under recent tax legislation, individuals and certain other noncorporate entities are generally eligible for a 20% deduction with respect to taxable ordinary dividends from REITs. Currently, there is not a regulatory mechanism for regulated investment companies such as a Fund to pass through the 20% deduction to shareholders. As a result, in comparison, investors investing directly in REITs would generally be eligible for the 20% deduction for such taxable income from these investments while investors investing in REITs held indirectly through a Fund would not be eligible for the 20% deduction for their share of such taxable income.

REAL ESTATE SECURITIES (*principal strategy for the Global Real Estate Index Fund and Global Tactical Asset Allocation Fund*).

Investment in real estate securities presents special risk considerations.

INVESTMENT STRATEGY. The Global Real Estate Index Fund invests principally in companies that are engaged in real estate activities, including owning, trading or developing income-producing real estate. The other Funds and the Underlying Funds may also invest in real estate securities to the extent consistent with their investment objectives and strategies.

SPECIAL RISKS. The performance of real estate securities may be significantly impacted by the performance of real estate markets.

Property values may fall due to increasing vacancies or declining rents resulting from economic, legal, cultural or technological developments. The price of real estate company shares also may drop because of the failure of borrowers to pay their loans and poor management. Many real estate companies utilize leverage, which increases investment risk and could adversely affect a company's operations and market value in periods of rising interest rates as well as risks normally associated with debt financing. Real property investments are subject to varying degrees of risk. The yields available from investments in real estate depend on the amount of income and capital appreciation generated by the related properties. Income and real estate values may also be adversely affected by such factors as applicable domestic and foreign laws (*e.g.*, Americans with Disabilities Act and tax laws), interest rate levels and the availability of financing. If the properties do not generate sufficient income to meet operating expenses, including, where applicable, debt service, ground lease payments, tenant improvements, third-party leasing commissions and other capital expenditures, the income and ability of the real estate company to make payments of any interest and principal on its debt securities will be adversely affected. In addition, real property may be subject to the quality of credit extended and defaults by borrowers and tenants. The performance of the economy in each of the countries and regions in which the real estate owned by a Fund is located affects occupancy, market rental rates and expenses and, consequently, has an impact on the income from such properties and their underlying values. The financial results of major local employers also may have an impact on the cash flow and value of certain properties. In addition, real estate investments are relatively illiquid and, therefore, the ability of real estate companies to vary their portfolios promptly in response to changes in economic or other conditions is limited. A real estate company such as a REIT may also have joint venture investments in certain of its properties and, consequently, its ability to control decisions relating to such properties may be limited.

REPURCHASE AGREEMENTS. Repurchase agreements involve the purchase of securities by a Fund or Underlying Fund subject to the seller's agreement to repurchase them at a mutually agreed upon date and price.

INVESTMENT STRATEGY. To the extent consistent with their investment objectives and strategies, each Fund or Underlying Fund may enter into repurchase agreements with domestic and foreign financial institutions such as banks and broker-dealers that are deemed to be creditworthy by the Investment Adviser to the Funds or the investment advisers to the Underlying Funds. Although the securities subject to a repurchase agreement may have maturities exceeding one year, settlement of the agreement generally will not occur more than one year after a Fund or Underlying Fund acquires the securities.

SPECIAL RISKS. In the event of a default, a Fund or Underlying Fund will suffer a loss to the extent that the proceeds from the sale of the underlying securities and other collateral are less than the repurchase price and the Fund's or Underlying Fund's costs associated with delay and enforcement of the repurchase agreement. In addition, in the event of bankruptcy, a Fund or Underlying Fund could suffer additional losses if a court determines that the Fund's or Underlying Fund's interest in the collateral is unenforceable by the Fund or Underlying Fund. If a Fund or Underlying Fund enters into a repurchase agreement with a foreign financial institution, it may be subject to the same risks associated with foreign investments (see "Foreign Investments" on page 94).

The Funds intend to enter into transactions with counterparties that are creditworthy at the time of the transactions. There is always the risk that the Investment Adviser's analysis of creditworthiness is incorrect or may change due to market conditions. To the extent that a Fund focuses its transactions with a limited number of counterparties, it will be more susceptible to the risks associated with one or more counterparties.

With respect to collateral received in repurchase transactions or other investments, a Fund or Underlying Fund may have significant exposure to the financial services and mortgage markets. Such exposure, depending on market conditions, could have a negative impact on the Fund or Underlying Fund, including minimizing the value of any collateral.

SHORT SALES AGAINST-THE-BOX. A short sale against-the-box is a short sale such that at all times when the short position is open the seller owns or has the right to obtain, at no added cost, an equal amount of securities identical to those sold short.

INVESTMENT STRATEGY. To the extent consistent with their investment objectives and strategies, the Funds and certain Underlying Funds may make short sales against-the-box.

SPECIAL RISKS. If a Fund or Underlying Fund sells securities short against-the-box, it may protect itself from loss if the price of the securities declines in the future, but will lose the opportunity to profit on such securities if the price rises. If a Fund or Underlying Fund effects a short sale of securities at a time when it has an unrealized gain on the securities, it may be required to recognize that gain as if it actually had sold the securities (as a “constructive sale”) on the date it effects the short sale. However, such constructive sale treatment may not apply if the Fund or Underlying Fund closes out the short position with securities other than the appreciated securities held at the time of the short sale and if certain other conditions are satisfied. Uncertainty regarding the tax consequences of effecting short sales may limit the extent to which a Fund or Underlying Fund may effect short sales.

SMALL AND MID CAP INVESTMENTS (*principal strategy for the International Equity Fund, Large Cap Core Fund, Large Cap Value Fund, Small Cap Core Fund, Small Cap Value Fund, U.S. Quality ESG Fund, Global Tactical Asset Allocation Fund, Emerging Markets Equity Index Fund, Global Real Estate Index Fund, Global Sustainability Index Fund, International Equity Index Fund, Mid Cap Index Fund and Small Cap Index Fund*). Investments in small and mid-capitalization companies involve greater risk and more abrupt or erratic price movements than investments in larger capitalization stocks. Among the reasons for the greater price volatility of these investments are the less certain growth or earnings prospects of smaller firms and the lower degree of liquidity in the markets for such securities. Small and mid-capitalization companies may be thinly traded and may have to be sold at a discount from current market prices or in small lots over an extended period of time. In addition, these securities are subject to the risk that during certain periods the liquidity of particular issuers or industries, or all securities in particular investment categories, will shrink or disappear suddenly and without warning as a result of adverse economic or market conditions, or adverse investor perceptions whether or not accurate. Because of the lack of sufficient market liquidity, a Fund or Underlying Fund may incur losses because it will be required to effect sales at a disadvantageous time and only then at a substantial drop in price. Small and mid-capitalization companies include “unseasoned” issuers that do not have an established financial history; often have limited product lines, markets or financial resources; may depend on or use a few key personnel for management or upon a small or inexperienced management group; and may be susceptible to losses and risks of bankruptcy. Small and mid-capitalization companies may be operating at a loss or have significant variations in operating results; may be engaged in a rapidly changing business with products subject to a substantial risk of obsolescence; may require substantial additional capital to support their operations, to finance

expansion or to maintain their competitive position; and may have substantial borrowings or may otherwise have a weak financial condition. In addition, these companies may face intense competition, including competition from companies with greater financial resources, more extensive development, manufacturing, marketing, and other capabilities, and a larger number of qualified managerial and technical personnel. Transaction costs for small and mid-capitalization investments are often higher than those of larger capitalization companies. Investments in small and mid-capitalization companies may be more difficult to price precisely than other types of securities because of their characteristics and lower trading volumes. As a result, their performance may be more volatile and they can face a greater risk of business failure, which could increase the volatility of the Fund’s investments.

Securities of small and mid-capitalization companies may lack sufficient market liquidity to enable a Fund or Underlying Fund to effect sales at an advantageous time or without a substantial drop in price.

STRIPPED SECURITIES. These securities are issued by the U.S. government (or an agency, instrumentality or a sponsored enterprise), foreign governments, banks and other issuers. They entitle the holder to receive either interest payments or principal payments that have been “stripped” from a debt obligation. These obligations include stripped mortgage-backed securities, which are derivative multi-class mortgage securities.

The Treasury Department has facilitated transfers of ownership of zero coupon securities by accounting separately for the beneficial ownership of particular interest coupon and principal payments on Treasury securities through the Federal Reserve book-entry record-keeping system. The Federal Reserve program as established by the Treasury Department is known as “Separate Trading of Registered Interest and Principal of Securities” or “STRIPS.” Under the STRIPS program, a Fund will be able to have its beneficial ownership of zero coupon securities recorded directly in the book-entry record-keeping system in lieu of having to hold certificates or other evidences of ownership of the underlying U.S. Treasury securities.

INVESTMENT STRATEGY. To the extent consistent with their investment objectives and strategies, the Funds or Underlying Funds may purchase stripped securities, including securities registered in the STRIPS program.

SPECIAL RISKS. Stripped securities are very sensitive to changes in interest rates and to the rate of principal prepayments. A rapid or unexpected change in either interest rates or principal prepayments could depress the price of stripped securities held by the Funds or Underlying Funds and adversely affect a Fund’s or Underlying Fund’s total return.

STRUCTURED SECURITIES. The value of structured securities is determined by reference to changes in the value of specific currencies, interest rates, commodities, securities, indices or other financial indicators (the “Reference”) or the relative change in two or more References. The interest rate or the principal amount payable upon maturity or redemption may be increased or decreased depending upon changes in the applicable Reference. Examples of structured securities include, but are not limited to, debt obligations, where the principal repayment at maturity is determined by the value of a specified security or securities index.

INVESTMENT STRATEGY. To the extent consistent with its investment objective and strategies, the Funds or Underlying Funds may invest in structured securities.

SPECIAL RISKS. Structured securities present the additional risk that the interest paid to a Fund or Underlying Fund on a structured security will be less than expected. The terms of some structured securities may provide that in certain circumstances no principal is due at maturity and, therefore, a Fund or Underlying Fund could suffer a total loss of its investment. Structured securities may be positively or negatively indexed, so that appreciation of the Reference may produce an increase or decrease in the interest rate or value of the security at maturity. In addition, changes in the interest rates or the value of the security at maturity may be a multiple of changes in the value of the Reference. Consequently, structured securities may entail a greater degree of market risk than other types of securities. Structured securities also may be more volatile, less liquid and more difficult to accurately price than less complex securities due to their derivative nature.

TECHNOLOGY SECURITIES RISK (*principal risk for the Income Equity Fund, Large Cap Core Fund, U.S. Quality ESG Fund, Emerging Markets Equity Index Fund and Stock Index Fund*). Investments in technology securities present special risk considerations. Technology companies may produce or use products or services that prove commercially unsuccessful, become obsolete or become adversely impacted by government regulation. Competitive pressures in the technology industry, both domestically and internationally, may affect negatively the financial condition of technology companies, and a substantial investment in technology securities may subject the Funds to more volatile price movements than a more diversified securities portfolio. In certain instances, technology securities may experience significant price movements caused by disproportionate investor optimism or pessimism with little or no basis in fundamental economic conditions. Technology companies may have limited product lines, markets, financial resources or personnel. The products of technology companies may face obsolescence due to rapid technological developments, frequent and new product introduction,

unpredictable changes in growth rates and competition for the services of qualified personnel. In addition to the foregoing risks, technology companies operating in the health sciences and healthcare sector may be subject to product liability litigation. As a result of these and other reasons, investments in the technology industry can experience sudden and rapid appreciation and depreciation.

In addition, the Funds may make substantial investments in companies that develop or sell computer hardware or software and peripheral products, including computer components, which present additional risks. These companies are often dependent on the existence and health of other products or industries and face highly competitive pressures, product licensing, trademark and patent uncertainties and rapid technological changes, which may have a significant effect on their financial condition. For example, an increasing number of companies and new product offerings can lead to price cuts and slower selling cycles, and many of these companies may be dependent on the success of a principal product, may rely on sole source providers and third-party manufacturers, and may experience difficulties in managing growth.

TEMPORARY INVESTMENTS. To the extent consistent with their investment objectives and strategies, the Funds temporarily may hold cash and/or invest in short-term obligations including U.S. government obligations, high quality money market instruments (including commercial paper and obligations of foreign and domestic banks such as certificates of deposit, bank and deposit notes, bankers’ acceptances and fixed time deposits) and repurchase agreements with maturities of 13 months or less.

INVESTMENT STRATEGY. A Fund temporarily may hold cash or invest all or any portion of its assets in short-term obligations pending investment or to meet anticipated redemption requests. A Fund also may hold cash or invest in short-term obligations, longer-term debt obligations or preferred stock as a temporary measure mainly designed to limit a Fund’s losses in response to adverse market, economic or other conditions when the Investment Adviser believes that it is in the best interest of the Fund to pursue such a defensive strategy. Although the Investment Adviser has the ability to take temporary positions, it may choose not to do so for a variety of reasons, even during volatile market conditions.

SPECIAL RISKS. A Fund may not achieve its investment objective when it holds cash or invests its assets in short-term obligations or otherwise makes temporary investments. A Fund also may miss investment opportunities and have a lower total return during these periods.

TRACKING RISK (*principal risk for the Equity Index Funds*). The Equity Index Funds and certain Underlying Funds seek to track the performance of their respective benchmark indices.

INVESTMENT STRATEGY. Under normal market conditions, the Investment Adviser expects that the quarterly performance of the Equity Index Funds, before expenses, will track the performance of their respective benchmarks within a 0.95 correlation coefficient.

SPECIAL RISKS. The Equity Index Funds and Underlying Funds are subject to the risk of tracking variance. Tracking risk is the risk that a Fund's performance may vary substantially from the performance of the index as a result of imperfect correlation between a Fund's securities and those of the index. Tracking variance may result from share purchases and redemptions, transaction costs, expenses, cash holdings, changes in the composition of the index, asset valuations, costs of entering into foreign currency forward contracts, foreign currency valuations, market impact, corporate actions (such as mergers and spin-offs), legal restrictions (such as tax-related diversification requirements that apply to the Fund but not to the index) and timing variances, among other factors. This risk may be heightened during times of increased market volatility or other unusual market conditions. Tracking variance may prevent an Equity Index Fund or Underlying Fund from achieving its investment objective.

UNDERLYING FUND RISK (*principal risk for the Global Tactical Asset Allocation Fund*). The Global Tactical Asset Allocation Fund's investments are primarily concentrated in Underlying Funds, and the Fund's investment performance is directly related to the investment performance of the Underlying Funds it holds. The ability of the Global Tactical Asset Allocation Fund to meet its investment objective is directly related to the ability of the Underlying Funds to meet their objectives as well as the allocation among those Underlying Funds. The value of the Underlying Funds' investments, and the NAVs of the shares of both the Global Tactical Asset Allocation Fund and the Underlying Funds, will fluctuate in response to various market and economic factors related to the equity and fixed-income markets, as well as the financial condition and prospects of issuers in which the Underlying Funds invest. There can be no assurance that the investment objectives of the Underlying Funds will be achieved.

The Global Tactical Asset Allocation Fund's expense structure may result in lower investment returns. By investing in the Underlying Funds indirectly through the Global Tactical Asset Allocation Fund, you will incur not only a proportionate share of the expenses of the Underlying Funds held by the Fund (including operational costs and investment management fees), but also expenses of the Fund.

U.S. GOVERNMENT OBLIGATIONS (*principal risk for the Global Tactical Asset Allocation Fund*). These instruments include U.S. Treasury obligations, such as bills, notes and bonds, which generally differ only in terms of their interest rates, maturities

and time of issuance. They also include obligations issued or guaranteed by the U.S. government or by its agencies, instrumentalities or sponsored enterprises. Securities guaranteed as to principal and interest by the U.S. government or by its agencies, instrumentalities or sponsored enterprises are deemed to include (a) securities for which the payment of principal and interest is backed by an irrevocable letter of credit issued by the U.S. government or by an agency, instrumentality or sponsored enterprise thereof, and (b) participations in loans made to foreign governments or their agencies that are so guaranteed. U.S. treasury obligations also include floating rate public obligations of the U.S. Treasury.

INVESTMENT STRATEGY. To the extent consistent with their investment objectives and strategies, a Fund or Underlying Fund may invest in a variety of U.S. Treasury obligations and in other obligations issued or guaranteed by the U.S. government or by its agencies, instrumentalities or sponsored enterprises.

SPECIAL RISKS. Not all U.S. government obligations carry the same credit support. Although many U.S. government securities are issued by entities chartered or sponsored by Acts of Congress, such as the Federal National Mortgage Association ("Fannie Mae"), the Federal Home Loan Mortgage Corporation ("Freddie Mac") and the Federal Home Loan Banks, such securities are neither issued nor guaranteed by the U.S. Treasury and, therefore, are not backed by the full faith and credit of the United States. Some, such as those of the Government National Mortgage Association ("Ginnie Mae"), are supported by the full faith and credit of the U.S. Treasury, although this guarantee applies only to principal and interest payments and does not apply to losses resulting from declines in the market value of these securities. Other obligations, such as those of the Federal Home Loan Banks, are supported by the right of the issuer to borrow from the U.S. Treasury; and others are supported by the discretionary authority of the U.S. government to purchase the agency's obligations. Still others are supported only by the credit of the instrumentality or sponsored enterprise. The maximum potential liability of the issuers of some U.S. government securities may greatly exceed their current resources, including their legal right to support from the U.S. Treasury. It is possible that these issuers will not have the funds to meet their payment obligations in the future. No assurance can be given that the U.S. government would provide financial support to its agencies, instrumentalities or sponsored enterprises if it is not obligated to do so by law. In addition, the secondary market for certain participations in loans made to foreign governments or their agencies may be limited.

An agency of the U.S. government has placed Fannie Mae and Freddie Mac into conservatorship, a statutory process with the objective of returning the entities to normal business operations. It is unclear what effect this conservatorship will

have on the securities issued or guaranteed by Fannie Mae or Freddie Mac. As a result, these securities are subject to more credit risk than U.S. government securities that are supported by the full faith and credit of the United States (e.g., U.S. Treasury bonds).

To the extent a Fund or Underlying Fund invests in debt instruments or securities of non-U.S. government entities that are backed by the full faith and credit of the United States, pursuant to the FDIC Debt Guarantee Program or other similar programs, there is a possibility that the guarantee provided under the Debt Guarantee Program or other similar programs may be discontinued or modified at a later date.

VALUATION RISK (*principal risk for the International Equity Fund, Small Cap Core Fund, Small Cap Value Fund, Global Tactical Asset Allocation Fund, Emerging Markets Equity Index Fund, Global Real Estate Index Fund, International Equity Index Fund and Small Cap Index Fund*). The sale price a Fund or Underlying Fund could receive for a security may differ from the Fund's or Underlying Fund's valuation of the security, particularly for securities that trade in low volume or volatile markets, or that are valued using a fair value methodology. Because portfolio securities of certain Funds or Underlying Funds may be traded on non-U.S. exchanges, and non-U.S. exchanges may be open on days when the Fund or Underlying Fund does not price its shares, the value of the securities in the Fund's or Underlying Fund's portfolio may change on days when shareholders will not be able to purchase or sell the Fund's shares.

VARIABLE AND FLOATING RATE INSTRUMENTS. Variable and floating rate instruments have interest rates that periodically are adjusted either at set intervals or that float at a margin tied to a specified index rate. These instruments include variable amount master demand notes and long-term variable and floating rate bonds (sometimes referred to as "Put Bonds") where the Fund or Underlying Fund obtains at the time of purchase the right to put the bond back to the issuer or a third party at par at a specified date and leveraged inverse floating rate instruments ("inverse floaters"). An inverse floater is leveraged to the extent that its interest rate varies by an amount that exceeds the amount of the variation in the index rate of interest. Some variable and floating rate instruments have interest rates that periodically are adjusted as a result of changes in inflation rates.

INVESTMENT STRATEGY. To the extent consistent with their investment objectives and strategies, the Funds and Underlying Funds may invest in variable and floating rate instruments.

SPECIAL RISKS. Variable and floating rate instruments are subject to many of the same risks as fixed rate instruments, particularly credit risk and default risk, which could impede their value. Because there is no active secondary market for

certain variable and floating rate instruments, they may be more difficult to sell if the issuer defaults on its payment obligations or during periods when the Funds or Underlying Funds are not entitled to exercise their demand rights. As a result, the Funds or Underlying Funds could suffer a loss with respect to these instruments. In addition, variable and floating rate instruments are subject to changes in value based on changes in market interest rates or changes in the issuer's or guarantor's creditworthiness. In addition, there may be a lag between an actual change in the underlying interest rate benchmark and the reset time for an interest payment of a variable or floating instrument, which could harm or benefit a Fund or Underlying Fund, depending on the interest rate environment or other circumstances. In a rising interest rate environment, for example, a floating or variable rate instrument that does not reset immediately would prevent a Fund or Underlying Fund from taking full advantage of rising interest rates in a timely manner.

WARRANTS. A warrant represents the right to purchase a security at a predetermined price for a specified period of time.

INVESTMENT STRATEGY. To the extent consistent with their investment objectives and strategies, a Fund or Underlying Fund may invest in warrants and similar rights. A Fund and or Underlying Fund also may purchase bonds that are issued in tandem with warrants.

SPECIAL RISKS. Warrants are derivative instruments that present risks similar to options.

WHEN-ISSUED SECURITIES, DELAYED DELIVERY TRANSACTIONS AND FORWARD COMMITMENTS. A purchase of "when-issued" securities refers to a transaction made conditionally because the securities, although authorized, have not yet been issued. A delayed delivery or forward commitment transaction involves a contract to purchase or sell securities for a fixed price at a future date beyond the customary settlement period.

INVESTMENT STRATEGY. To the extent consistent with their investment objectives and strategies, a Fund or Underlying Fund may purchase or sell securities on a when-issued, delayed delivery or forward commitment basis. Although the Funds or Underlying Funds generally would purchase securities in these transactions with the intention of acquiring the securities, the Funds or Underlying Funds may dispose of such securities prior to settlement if the Investment Adviser deems it appropriate to do so.

SPECIAL RISKS. Purchasing securities on a when-issued, delayed delivery or forward commitment basis involves the risk that the value of the securities may decrease by the time they actually are issued or delivered. Conversely, selling securities in these transactions involves the risk that the value of the securities may increase by the time they actually are issued or delivered.

Therefore, these transactions may have a leveraging effect on a Fund or Underlying Fund, making the value of an investment in the Fund or Underlying Fund more volatile and increasing the Fund's overall investment exposure. These transactions also involve the risk that the counterparty may fail to deliver the security or cash on the settlement date.

ZERO COUPON, PAY-IN-KIND AND CAPITAL APPRECIATION BONDS. These are securities issued at a discount from their face value because interest payments typically are postponed until maturity. Interest payments on pay-in-kind securities are payable by the delivery of additional securities. The amount of the discount rate varies depending on factors such as the time remaining until maturity, prevailing interest rates, a security's liquidity and the issuer's credit quality. These securities also may take the form of debt securities that have been stripped of their interest payments.

INVESTMENT STRATEGY. To the extent consistent with their investment objectives and strategies, the Funds or Underlying Funds may invest in zero coupon, pay-in-kind and capital appreciation bonds.

SPECIAL RISKS. The market prices of zero coupon, pay-in-kind and capital appreciation bonds generally are more volatile than the market prices of interest-bearing securities and are likely to respond to a greater degree to changes in interest rates than interest-bearing securities having similar maturities and credit quality. A Fund's or Underlying Fund's investments in zero coupon, pay-in-kind and capital appreciation bonds may require the Fund or Underlying Fund to sell some of its securities to generate sufficient cash to satisfy certain income distribution requirements.

OTHER SECURITIES. Additionally, to the extent consistent with their investment objectives and strategies, the Funds or Underlying Funds may purchase other types of securities or instruments similar to those described in these sections. You should carefully consider the risks discussed in these sections before investing in a Fund.

The Funds or Underlying Funds may invest in other securities and are subject to further restrictions and risks that are described in the SAI. Additional information about the Funds, their investments and related risks can also be found in "Investment Objectives and Strategies" in the SAI.

DISCLAIMERS

The Large Cap Core Fund, Income Equity Fund, Mid Cap Index Fund and Stock Index Fund are not sponsored, endorsed, sold or promoted by Standard & Poor's® Global Ratings ("S&P"), nor does S&P guarantee the accuracy and/or completeness of the S&P 500 Index or S&P MidCap 400 Index or any data

included therein. S&P makes no warranty, express or implied, as to the results to be obtained by any Fund, owners of any Fund, any person or any entity from the use of the S&P 500 Index or S&P MidCap 400 Index or any data included therein. S&P makes no express or implied warranties and expressly disclaims all such warranties of merchantability or fitness for a particular purpose or use with respect to the S&P 500 Index or S&P MidCap 400 Index or any data included therein.

The Large Cap Core Fund, Large Cap Value Fund, Small Cap Core Fund, Small Cap Value Fund, U.S. Quality ESG Fund and Small Cap Index Fund are not sponsored, endorsed, sold or promoted by Frank Russell Company ("Russell"), nor does Russell guarantee the accuracy and/or completeness of the Russell 1000 Index, Russell 1000 Growth Index, Russell 1000 Value Index, Russell 2000 Index or Russell 2000 Value Index or any data included therein. Russell makes no warranty, express or implied, as to the results to be obtained by any Fund, owners of any Fund, any person or any entity from the use of the Russell 1000 Index, Russell 1000 Growth Index, Russell 1000 Value Index, Russell 2000 Index or Russell 2000 Value Index or any data included therein. Russell makes no express or implied warranties and expressly disclaims all such warranties of merchantability or fitness for a particular purpose or use with respect to the Russell 1000 Index, Russell 1000 Growth Index, Russell 1000 Value Index, Russell 2000 Index or Russell 2000 Value Index or any data included therein.

The Emerging Markets Equity Index Fund, Global Sustainability Index Fund, Global Tactical Asset Allocation Fund, International Equity Fund, International Equity Index Fund and Global Real Estate Index Fund are not sponsored, endorsed, sold or promoted by MSCI, nor does MSCI guarantee the accuracy and/or completeness of the MSCI Emerging Markets Index, the MSCI EAFE Index, MSCI World ex USA, Index, MSCI All Country World Index or the MSCI World ESG Leaders Index or any data included therein. MSCI makes no warranty, express or implied, as to the results to be obtained by the Funds, owners of the Funds, any person or any entity from the use of the MSCI Emerging Markets Index, MSCI EAFE Index, MSCI World ex USA Index, MSCI All Country World Index, MSCI World ESG Leaders Index or MSCI ACWI IMI Core Real Estate Index or any data included therein. MSCI makes no express or implied warranties and expressly disclaims all such warranties of merchantability or fitness for a particular purpose or use with respect to the MSCI Emerging Markets Index, MSCI EAFE Index, MSCI World ex USA Index, MSCI All Country World Index, MSCI World ESG Leaders Index or MSCI ACWI IMI Core Real Estate Index or any data included therein. The SAI contains a more detailed description of the limited relationship MSCI has with Northern Trust and the Emerging Markets Equity Index Fund, Global Sustainability Index Fund, Global Tactical Asset Allocation

Fund, International Equity Fund, International Equity Index Fund Global Real Estate Index Fund.

The Global Real Estate Index Fund is not sponsored, endorsed, sold or promoted by FTSE, EPRA or NAREIT, nor do FTSE, EPRA or NAREIT guarantee the accuracy and/or completeness of the FTSE EPRA/NAREIT Global Index or any data included therein. FTSE, EPRA and NAREIT make no warranty, express or implied, as to the results to be obtained by any Fund, owners of any Fund, any person or any entity from the use of the FTSE EPRA/NAREIT Global Index or any data included therein. FTSE, EPRA and NAREIT make no express or implied warranties and expressly disclaim all such warranties of merchantability or fitness for a particular purpose or use with respect to the FTSE EPRA/NAREIT Global Index or any data included therein. The SAI contains a more detailed description of the limited relationships FTSE, EPRA and NAREIT have with Northern Trust and the Global Real Estate Index Fund.

The Global Tactical Asset Allocation Fund is not sponsored, endorsed, sold or promoted by Barclays Capital, nor does Barclays Capital guarantee the accuracy and/or completeness of the Bloomberg Barclays U.S. Aggregate Bond Index, or any data

included therein. Barclays Capital makes no warranty, express or implied, as to the results to be obtained by the Fund, owners of the Fund, any person or any entity from the use of the Bloomberg Barclays U.S. Aggregate Bond Index or any data included therein. Barclays Capital makes no express or implied warranties and expressly disclaims all such warranties of merchantability or fitness for a particular purpose or use with respect to the Bloomberg Barclays U.S. Aggregate Bond Index or any data included therein.

NTI does not guarantee the accuracy and/or the completeness of the broad-based securities market indices or any data included therein or the descriptions of the index providers, and NTI shall have no liability for any errors, omissions, or interruptions therein.

NTI makes no express or implied warranties, and expressly disclaims all warranties of merchantability or fitness for a particular purpose or use with respect to any index or any data included therein. Without limiting any of the foregoing, in no event shall NTI have any liability for any special, punitive, direct, indirect, or consequential damages (including lost profits), even if notified of the possibility of such damages.

FINANCIAL HIGHLIGHTS

THE FINANCIAL HIGHLIGHTS TABLES ARE INTENDED TO HELP YOU UNDERSTAND A FUND'S FINANCIAL PERFORMANCE FOR THE PAST FIVE YEARS.

Certain information reflects the financial results for a single Fund share. The total returns in the tables represent the rate that an investor would have earned or lost on an investment in a Fund for a share held for the entire period (assuming reinvestment of all dividends and distributions). This information has been derived from financial statements that have been audited by Deloitte & Touche LLP, an independent registered public accounting firm, whose report, along with the Funds' financial statements, is included in the Funds' annual report, which is available upon request and without charge.

FINANCIAL HIGHLIGHTS

GLOBAL TACTICAL ASSET ALLOCATION FUND

Selected per share data	2018	2017	2016	2015	2014
Net Asset Value, Beginning of Year	\$12.41	\$11.54	\$12.20	\$12.20	\$11.40
INCOME (LOSS) FROM INVESTMENT OPERATIONS:					
Net investment income	0.33	0.32	0.33	0.24	0.20
Net realized and unrealized gains (losses)	0.72	0.90	(0.52)	0.06	0.81
Total from Investment Operations	1.05	1.22	(0.19)	0.30	1.01
LESS DISTRIBUTIONS PAID:					
From net investment income	(0.33)	(0.35) ⁽¹⁾	(0.32) ⁽¹⁾	(0.21)	(0.21)
From net realized gains	(0.11)	—	(0.15)	(0.09)	—
Total Distributions Paid	(0.44)	(0.35)	(0.47)	(0.30)	(0.21)
Net Asset Value, End of Year	\$13.02	\$12.41	\$11.54	\$12.20	\$12.20
Total Return⁽²⁾	8.55%	10.73%	(1.52)%	2.51%	8.96%
SUPPLEMENTAL DATA AND RATIOS:					
Net assets, in thousands, end of year	\$94,045	\$84,298	\$72,400	\$79,345	\$81,591
Ratio to average net assets of:					
Expenses, net of reimbursements and credits ⁽³⁾⁽⁴⁾	0.27%	0.27%	0.27%	0.26%	0.25%
Expenses, before reimbursements and credits ⁽⁴⁾	0.44%	0.49%	0.46%	0.53%	0.75%
Net investment income, net of reimbursements and credits ⁽³⁾	2.53%	2.67%	2.78%	1.95%	1.79%
Net investment income, before reimbursements and credits	2.36%	2.45%	2.59%	1.68%	1.29%
Portfolio Turnover Rate	25.39%	27.84%	20.49%	51.55%	23.95%

- (1) Distributions to shareholders from net investment income include amounts relating to foreign currency transactions which are treated as ordinary income for federal income tax purposes.
- (2) Assumes investment at net asset value at the beginning of the year, reinvestment of all dividends and distributions, and a complete redemption of the investment at net asset value at the end of the year.
- (3) The net expenses and net investment income ratios include additional reimbursements of management or advisory fees, as applicable, incurred in connection with the investment of uninvested cash in affiliated money market funds of less than \$1,000, which represents less than 0.01 percent of average net assets for the fiscal years ended March 31, 2018 and 2017 and less than 0.005 percent for the fiscal years ended March 31, 2016, 2015 and 2014, respectively. Absent the additional reimbursements, net investment income and reimbursements would have been decreased and net expenses would have been increased by a corresponding amount.
- (4) Expense ratios reflect only the direct expenses of the Fund and not any expenses associated with the underlying funds.

FOR THE FISCAL YEARS ENDED MARCH 31,

INCOME EQUITY FUND

Selected per share data	2018	2017	2016	2015	2014
Net Asset Value, Beginning of Year	\$13.39	\$12.22	\$12.74	\$15.82	\$14.52
INCOME (LOSS) FROM INVESTMENT OPERATIONS:					
Net investment income	0.27	0.27	0.27	0.37	0.30
Net realized and unrealized gains (losses)	1.36	1.29	(0.09)	1.02	1.80
Total from Investment Operations	1.63	1.56	0.18	1.39	2.10
LESS DISTRIBUTIONS PAID:					
From net investment income	(0.27)	(0.27)	(0.27)	(0.56)	(0.24)
From net realized gains	(0.79)	(0.12)	(0.43)	(3.91)	(0.56)
Total Distributions Paid	(1.06)	(0.39)	(0.70)	(4.47)	(0.80)
Net Asset Value, End of Year	\$13.96	\$13.39	\$12.22	\$12.74	\$15.82
Total Return⁽¹⁾	12.08%	12.94%	1.62%	9.40%	14.72%
SUPPLEMENTAL DATA AND RATIOS:					
Net assets, in thousands, end of year	\$217,214	\$230,511	\$239,540	\$331,857	\$390,616
Ratio to average net assets of:					
Expenses, net of reimbursements and credits ⁽²⁾	1.01%	1.01%	1.00%	1.00%	1.00%
Expenses, before reimbursements and credits	1.11%	1.15%	1.13%	1.16%	1.25%
Net investment income, net of reimbursements and credits ⁽²⁾	1.88%	2.07%	2.12%	2.22%	1.96%
Net investment income, before reimbursements and credits	1.78%	1.93%	1.99%	2.06%	1.71%
Portfolio Turnover Rate	23.14%	32.17%	13.14%	109.84%	14.34%

(1) Assumes investment at net asset value at the beginning of the year, reinvestment of all dividends and distributions, and a complete redemption of the investment at net asset value at the end of the year.

(2) The net expenses and net investment income ratios include additional reimbursements of management or advisory fees, as applicable, incurred in connection with the investment of uninvested cash in affiliated money market funds approximately \$3,000 and \$5,000 which represent less than 0.01 percent of average net assets for the fiscal years ended March 31, 2018 and 2017, respectively and approximately \$3,000, \$2,000 and \$7,000, which represent less than 0.005 percent of average net assets for the fiscal years ended March 31, 2016, 2015 and 2014, respectively. Absent the additional reimbursements, net investment income and reimbursements would have been decreased and net expenses would have been increased by a corresponding amount.

FINANCIAL HIGHLIGHTS

INTERNATIONAL EQUITY FUND

Selected per share data	2018	2017	2016	2015	2014
Net Asset Value, Beginning of Year	\$9.06	\$8.12	\$9.39	\$10.05	\$8.53
INCOME (LOSS) FROM INVESTMENT OPERATIONS:					
Net investment income	0.21	0.14	0.17	0.20	0.31
Net realized and unrealized gains (losses)	1.01	0.93	(1.27)	(0.51)	1.39
Total from Investment Operations	1.22	1.07	(1.10)	(0.31)	1.70
LESS DISTRIBUTIONS PAID:					
From net investment income ⁽¹⁾	(0.12)	(0.13)	(0.17)	(0.35)	(0.15)
From net realized gains	—	—	—	—	(0.03)
Total Distributions Paid	(0.12)	(0.13)	(0.17)	(0.35)	(0.18)
Net Asset Value, End of Year	\$10.16	\$9.06	\$8.12	\$9.39	\$10.05
Total Return⁽²⁾	13.50%	13.32%	(11.78)%	(2.91)%	19.96%
SUPPLEMENTAL DATA AND RATIOS:					
Net assets, in thousands, end of year	\$262,902	\$154,784	\$153,111	\$211,645	\$253,233
Ratio to average net assets of:					
Expenses, net of reimbursements and credits ⁽³⁾	0.51%	0.93% ⁽⁴⁾	1.08%	1.09%	1.06%
Expenses, before reimbursements and credits	0.81%	1.23%	1.22%	1.26%	1.32%
Net investment income, net of reimbursements and credits ⁽³⁾	2.53%	1.67% ⁽⁴⁾	1.66%	2.02%	3.00%
Net investment income, before reimbursements and credits	2.23%	1.37%	1.52%	1.85%	2.74%
Portfolio Turnover Rate	101.53%	101.07%	12.78%	13.02%	16.09%

- (1) Distributions to shareholders from net investment income include amounts relating to foreign currency transactions which are treated as ordinary income for federal income tax purposes.
- (2) Assumes investment at net asset value at the beginning of the year, reinvestment of all dividends and distributions, and a complete redemption of the investment at net asset value at the end of the year.
- (3) The net expenses and net investment income ratios include additional reimbursements of management or advisory fees, as applicable, incurred in connection with the investment of uninvested cash in affiliated money market funds approximately \$3,000 and \$1,000, which represent less than 0.01 percent of average net assets for the fiscal years ended March 31, 2018 and 2017, respectively, \$1,000 which represents less than 0.005 percent of average net assets for the fiscal year ended March 31, 2016, less than \$1,000, which represents less than 0.005 percent of average net assets for the fiscal year ended March 31, 2015, and approximately \$3,000, which represents less than 0.005 percent of average net assets for the fiscal year ended March 31, 2014. Absent the additional reimbursements, net investment income and reimbursements would have been decreased and net expenses would have been increased by a corresponding amount.
- (4) Effective January 1, 2017, the investment adviser agreed to increase the expense reimbursements it provides to the Fund by contractually limiting the Fund's total expenses (other than certain excepted expenses) to 0.50%. Prior to January 1, 2017, the expense limitation had been 1.06%.

FOR THE FISCAL YEARS ENDED MARCH 31,

LARGE CAP CORE FUND

Selected per share data	2018	2017	2016	2015	2014
Net Asset Value, Beginning of Year	\$16.98	\$15.10	\$15.42	\$14.11	\$11.43
INCOME (LOSS) FROM INVESTMENT OPERATIONS:					
Net investment income	0.31	0.30	0.28	0.21	0.20
Net realized and unrealized gains (losses)	2.11	1.88	(0.32)	1.30	2.68
Total from Investment Operations	2.42	2.18	(0.04)	1.51	2.88
LESS DISTRIBUTIONS PAID:					
From net investment income	(0.31)	(0.30)	(0.28)	(0.20)	(0.20)
From net realized gains	(0.21)	—	—	—	—
Total Distributions Paid	(0.52)	(0.30)	(0.28)	(0.20)	(0.20)
Net Asset Value, End of Year	\$18.88	\$16.98	\$15.10	\$15.42	\$14.11
Total Return⁽¹⁾	14.34%	14.60%	(0.22)%	10.81%	25.31%
SUPPLEMENTAL DATA AND RATIOS:					
Net assets, in thousands, end of year	\$244,798	\$127,255	\$144,226	\$169,711	\$25,553
Ratio to average net assets of:					
Expenses, net of reimbursements and credits ⁽²⁾	0.46%	0.49% ⁽³⁾	0.59%	0.62%	0.62%
Expenses, before reimbursements and credits	0.58%	0.63%	0.59%	0.83%	1.47%
Net investment income, net of reimbursements and credits ⁽²⁾	1.75%	1.85% ⁽³⁾	1.82%	1.57%	1.69%
Net investment income, before reimbursements and credits	1.63%	1.71%	1.82%	1.36%	0.84%
Portfolio Turnover Rate	50.70%	66.77%	56.10%	41.81%	95.11%

- (1) Assumes investment at net asset value at the beginning of the year, reinvestment of all dividends and distributions, and a complete redemption of the investment at net asset value at the end of the year.
- (2) The net expenses and net investment ratios include additional reimbursements of management or advisory fees, as applicable fees, incurred in connection with the investment cash in affiliated money market funds of approximately \$1,000, which represents less than 0.01 percent of average net assets for the fiscal years ended March 31, 2018 and 2017, respectively, approximately \$1,000, which represents less than 0.005 percent of average net assets for the fiscal year ended March 31, 2016, and less than \$1,000, which represents less than 0.005 percent of average net assets for each of the fiscal years ended March 31, 2015 and 2014, respectively. Absent the additional reimbursement, net investment income and reimbursements would have been decreased and net expenses would have been increased by a corresponding amount.
- (3) Effective June 15, 2016, the investment adviser agreed to increase the expense reimbursements it provides to the Fund by contractually limiting the Fund's total expenses (other than certain excepted expenses) to 0.45%. Prior to June 15, 2016, the expense limitation had been 0.60%.

FINANCIAL HIGHLIGHTS

LARGE CAP VALUE FUND

Selected per share data	2018	2017	2016	2015	2014
Net Asset Value, Beginning of Year	\$15.22	\$12.95	\$13.99	\$13.00	\$10.84
INCOME (LOSS) FROM INVESTMENT OPERATIONS:					
Net investment income	0.35	0.27	0.22	0.23	0.38
Net realized and unrealized gains (losses)	0.64	2.22	(1.04)	1.12	2.03
Total from Investment Operations	0.99	2.49	(0.82)	1.35	2.41
LESS DISTRIBUTIONS PAID:					
From net investment income	(0.38)	(0.22)	(0.22)	(0.36)	(0.25)
Total Distributions Paid	(0.38)	(0.22)	(0.22)	(0.36)	(0.25)
Net Asset Value, End of Year	\$15.83	\$15.22	\$12.95	\$13.99	\$13.00
Total Return⁽¹⁾	6.43%	19.29%	(5.87)%	10.39%	22.30%
SUPPLEMENTAL DATA AND RATIOS:					
Net assets, in thousands, end of year	\$89,814	\$93,854	\$89,048	\$104,545	\$108,899
Ratio to average net assets of:					
Expenses, net of reimbursements and credits ⁽²⁾	0.58%	0.63% ⁽³⁾	0.87%	0.86%	0.85%
Expenses, before reimbursements and credits	0.90%	1.12%	1.09%	1.18%	1.32%
Net investment income, net of reimbursements and credits ⁽²⁾	2.08%	1.80% ⁽³⁾	1.58%	1.47%	2.87%
Net investment income, before reimbursements and credits	1.76%	1.31%	1.36%	1.15%	2.40%
Portfolio Turnover Rate	110.59%	71.22%	60.22%	125.47%	23.90%

- (1) Assumes investment at net asset value at the beginning of the year, reinvestment of all dividends and distributions, and a complete redemption of the investment at net asset value at the end of the year.
- (2) The net expenses and net investment ratios include additional reimbursements of management or advisory fees, as applicable fees, incurred in connection with the investment cash in affiliated money market funds of approximately \$1,000, which represents less than 0.01 percent of average net assets for the fiscal years ended March 31, 2018 and 2017, respectively and approximately \$1,000, \$1,000 and \$3,000 which represent less than 0.005 percent of average net assets for the fiscal years ended March 31, 2016, 2015 and 2014, respectively. Absent the additional reimbursements, net investment income and reimbursements would have been decreased and net expenses would have been increased by a corresponding amount.
- (3) Effective June 15, 2016, the investment adviser agreed to increase the expense reimbursements it provides to the Fund by contractually limiting the Fund's total expenses (other than certain excepted expenses) to 0.55%. Prior to June 15, 2016, the expense limitation had been 0.85%.

FOR THE FISCAL YEARS ENDED MARCH 31,

SMALL CAP CORE FUND

Selected per share data	2018	2017	2016	2015	2014
Net Asset Value, Beginning of Year	\$24.01	\$19.56	\$22.26	\$21.19	\$18.39
INCOME (LOSS) FROM INVESTMENT OPERATIONS:					
Net investment income	0.17	0.13	0.11	0.12	0.10
Net realized and unrealized gains (losses)	2.40	4.48	(2.15)	2.00	4.41
Total from Investment Operations	2.57	4.61	(2.04)	2.12	4.51
LESS DISTRIBUTIONS PAID:					
From net investment income	(0.04)	(0.14)	(0.12)	(0.11)	(0.07)
From net realized gains	(1.07)	(0.02)	(0.54)	(0.94)	(1.64)
Total Distributions Paid	(1.11)	(0.16)	(0.66)	(1.05)	(1.71)
Net Asset Value, End of Year	\$25.47	\$24.01	\$19.56	\$22.26	\$21.19
Total Return⁽¹⁾	10.66%	23.57%	(9.18)%	10.33%	24.95%
SUPPLEMENTAL DATA AND RATIOS:					
Net assets, in thousands, end of year	\$466,512	\$490,643	\$313,983	\$279,689	\$189,239
Ratio to average net assets of:					
Expenses, net of reimbursements and credits ⁽²⁾	0.65%	0.67% ⁽³⁾	0.75%	0.75%	0.75%
Expenses, before reimbursements and credits	0.78%	0.88%	0.92%	0.96%	1.22%
Net investment income, net of reimbursements and credits ⁽²⁾	0.64%	0.67% ⁽³⁾	0.59%	0.67%	0.46%
Net investment income (loss), before reimbursements and credits	0.51%	0.46%	0.42%	0.46%	(0.01)%
Portfolio Turnover Rate	6.28%	16.21%	14.31%	12.84%	6.24%

- (1) Assumes investment at net asset value at the beginning of the year, reinvestment of all dividends and distributions, and a complete redemption of the investment at net asset value at the end of the year.
- (2) The net expenses and net investment income ratios include additional reimbursements of management or advisory fees, as applicable, incurred in connection with the investment of uninvested cash in affiliated money market funds of approximately \$14,000 and \$17,000, which represent less than 0.01 percent of average net assets for the fiscal years ended March 31, 2018 and 2017, respectively, and approximately \$12,000, \$2,000 and \$4,000, which represent less than 0.005 percent of average net assets for the fiscal years ended March 31, 2016, 2015 and 2014, respectively. Absent the additional reimbursements, net investment income and reimbursements would have been decreased and net expenses would have been increased by a corresponding amount.
- (3) Effective June 15, 2016, the investment adviser agreed to increase the expense reimbursements it provides to the Fund by contractually limiting the Fund's total expenses (other than certain excepted expenses) to 0.65%. Prior to June 15, 2016, the expense limitation had been 0.75%.

FINANCIAL HIGHLIGHTS

SMALL CAP VALUE FUND

Selected per share data	2018	2017	2016	2015	2014
Net Asset Value, Beginning of Year	\$24.00	\$19.81	\$21.61	\$21.13	\$18.43
INCOME (LOSS) FROM INVESTMENT OPERATIONS:					
Net investment income	0.20	0.19	0.24	0.20	0.17
Net realized and unrealized gains (losses)	0.79	4.55	(1.17)	1.40	4.09
Total from Investment Operations	0.99	4.74	(0.93)	1.60	4.26
LESS DISTRIBUTIONS PAID:					
From net investment income	(0.21)	(0.22)	(0.23)	(0.19)	(0.16)
From net realized gains	(2.07)	(0.33)	(0.64)	(0.93)	(1.40)
Total Distributions Paid	(2.28)	(0.55)	(0.87)	(1.12)	(1.56)
Net Asset Value, End of Year	\$22.71	\$24.00	\$19.81	\$21.61	\$21.13
Total Return⁽¹⁾	3.76%	23.82%	(4.22)%	7.80%	23.48%
SUPPLEMENTAL DATA AND RATIOS:					
Net assets, in thousands, end of year	\$3,538,528	\$3,777,051	\$2,914,311	\$3,007,717	\$2,641,432
Ratio to average net assets of:					
Expenses, net of reimbursements and credits ⁽²⁾	1.00%	1.00%	1.00%	1.00%	1.00%
Expenses, before reimbursements and credits	1.13%	1.22%	1.23%	1.26%	1.40%
Net investment income, net of reimbursements and credits ⁽²⁾	0.82%	0.89%	1.13%	0.97%	0.85%
Net investment income, before reimbursements and credits	0.69%	0.67%	0.90%	0.71%	0.45%
Portfolio Turnover Rate	18.65%	11.48%	25.31%	16.22%	20.70%

(1) Assumes investment at net asset value at the beginning of the year, reinvestment of all dividends and distributions, and a complete redemption of the investment at net asset value at the end of the year.

(2) The net expenses and net investment income ratios include additional reimbursements of management or advisory fees, as applicable, incurred in connection with the investment of uninvested cash in an affiliated money market fund of approximately \$119,000 and \$184,000, which represent less than 0.01 percent of average net assets for the fiscal years ended March 31, 2018 and 2017, respectively and approximately \$91,000, \$25,000 and \$72,000 which represent less than 0.005 percent of average net assets for each of the fiscal years ended March 31, 2016, 2015 and 2014, respectively. Absent the additional reimbursements, net investment income and reimbursements would have been decreased and net expenses would have been increased by a corresponding amount.

FOR THE FISCAL YEARS ENDED MARCH 31,

U.S. QUALITY ESG FUND

Selected per share data	2018 ⁽¹⁾
Net Asset Value, Beginning of Period	\$10.00
INCOME (LOSS) FROM INVESTMENT OPERATIONS:	
Net investment income	0.06
Net realized and unrealized gains (losses)	0.46
Total from Investment Operations	0.52
LESS DISTRIBUTIONS PAID:	
From net investment income	(0.06)
Total Distributions Paid	(0.06)
Net Asset Value, End of Period	\$10.46
Total Return⁽²⁾	5.17%
SUPPLEMENTAL DATA AND RATIOS:	
Net assets, in thousands, end of period	\$22,854
Ratio to average net assets of: ⁽³⁾	
Expenses, net of reimbursements and credits ⁽⁴⁾	0.43%
Expenses, before reimbursements and credits	2.08%
Net investment income, net of reimbursements and credits ⁽⁴⁾	1.53% ⁽⁵⁾
Net investment loss, before reimbursements and credits	(0.12)% ⁽⁵⁾
Portfolio Turnover Rate	10.19%

(1) Commenced investment operations on October 2, 2017.

(2) Assumes investment at net asset value at the beginning of the period, reinvestment of all dividends and distributions, and a complete redemption of the investment at net asset value at the end of the period. The total return is not annualized for periods less than one year.

(3) Annualized for periods less than one year.

(4) The net expenses and net investment income ratios include additional reimbursements of management or advisory fees, as applicable, incurred in connection with the investment of uninvested cash in affiliated money market funds of less than \$1,000, which represents less than 0.01 percent of average net assets for the period from October 2, 2017 (commencement of operations) to March 31, 2018. Absent the additional reimbursements, net investment income and reimbursements would have been decreased and net expenses would have been increased by a corresponding amount.

(5) As the Fund commenced investment operations on October 2, 2017, annualized net investment income may not be reflective of actual amounts the Fund might obtain in a full year of operation.

FINANCIAL HIGHLIGHTS

EMERGING MARKETS EQUITY INDEX FUND

Selected per share data	2018	2017	2016	2015	2014
Net Asset Value, Beginning of Year	\$10.68	\$9.28	\$10.86	\$11.16	\$11.58
INCOME (LOSS) FROM INVESTMENT OPERATIONS:					
Net investment income	0.24	0.20	0.22	0.26	0.25
Net realized and unrealized gains (losses)	2.40	1.38	(1.58)	(0.27)	(0.44)
Total from Investment Operations	2.64	1.58	(1.36)	(0.01)	(0.19)
LESS DISTRIBUTIONS PAID:					
From net investment income ⁽¹⁾	(0.22)	(0.18)	(0.22)	(0.29)	(0.23)
Total Distributions Paid	(0.22)	(0.18)	(0.22)	(0.29)	(0.23)
Net Asset Value, End of Year	\$13.10	\$10.68	\$9.28	\$10.86	\$11.16
Total Return⁽²⁾	24.84%	17.30%	(12.38)%	0.00%	(1.66)%
SUPPLEMENTAL DATA AND RATIOS:					
Net assets, in thousands, end of year	\$3,255,089	\$2,296,815	\$1,552,904	\$1,718,336	\$1,936,530
Ratio to average net assets of:					
Expenses, net of reimbursements and credits ⁽³⁾	0.30%	0.30%	0.30%	0.30%	0.30%
Expenses, before reimbursements and credits	0.34%	0.35%	0.35%	0.44%	0.72%
Net investment income, net of reimbursements and credits ⁽³⁾	2.00%	1.95%	2.36%	2.30%	2.25%
Net investment income, before reimbursements and credits	1.96%	1.90%	2.31%	2.16%	1.83%
Portfolio Turnover Rate	27.03%	30.14%	34.20%	23.08%	32.31%

- (1) Distributions to shareholders from net investment income include amounts relating to foreign currency transactions which are treated as ordinary income for federal income tax purposes.
- (2) Assumes investment at net asset value at the beginning of the year, reinvestment of all dividends and distributions, and a complete redemption of the investment at net asset value at the end of the year.
- (3) The net expenses and net investment income ratios include additional reimbursements of management or advisory fees, as applicable, incurred in connection with the investment of uninvested cash in affiliated money market funds of approximately \$34,000, \$32,000, \$15,000, \$3,000 and \$5,000, which represent less than 0.01 percent of average net assets for the fiscal years ended March 31, 2018 and 2017, respectively and less than 0.005 percent of average net assets for the fiscal years ended March 31, 2016, 2015 and 2014, respectively. Absent the additional reimbursements, net investment income and reimbursements would have been decreased and net expenses would have been increased by a corresponding amount.

FOR THE FISCAL YEARS ENDED MARCH 31,

GLOBAL REAL ESTATE INDEX FUND

Selected per share data	2018	2017	2016	2015	2014
Net Asset Value, Beginning of Year	\$9.99	\$10.08	\$10.41	\$9.39	\$9.70
INCOME (LOSS) FROM INVESTMENT OPERATIONS:					
Net investment income	0.33	0.25	0.27	0.32	0.22
Net realized and unrealized gains (losses)	0.38	0.02	(0.31)	0.96	(0.23)
Total from Investment Operations	0.71	0.27	(0.04)	1.28	(0.01)
LESS DISTRIBUTIONS PAID:					
From net investment income ⁽¹⁾	(0.35)	(0.36)	(0.29)	(0.26)	(0.30)
Total Distributions Paid	(0.35)	(0.36)	(0.29)	(0.26)	(0.30)
Net Asset Value, End of Year	\$10.35	\$9.99	\$10.08	\$10.41	\$9.39
Total Return⁽²⁾	7.10%	2.81%	(0.25)%	13.82%	0.03%
SUPPLEMENTAL DATA AND RATIOS:					
Net assets, in thousands, end of year	\$1,881,555	\$1,889,797	\$1,910,722	\$1,788,089	\$1,388,286
Ratio to average net assets of:					
Expenses, net of reimbursements and credits ⁽³⁾	0.50%	0.50%	0.50%	0.50%	0.50%
Expenses, before reimbursements and credits	0.53%	0.53%	0.53%	0.57%	0.73%
Net investment income, net of reimbursements and credits ⁽³⁾	3.21%	2.52%	2.59%	2.98%	2.32%
Net investment income, before reimbursements and credits	3.18%	2.49%	2.56%	2.91%	2.09%
Portfolio Turnover Rate	9.53%	5.96%	8.55%	5.98%	9.14%

- (1) Distributions to shareholders from net investment income include amounts relating to foreign currency transactions which are treated as ordinary income for federal income tax purposes.
- (2) Assumes investment at net asset value at the beginning of the year, reinvestment of all dividends and distributions, and a complete redemption of the investment at net asset value at the end of the year.
- (3) The net expenses and net investment income ratios include additional reimbursements of management or advisory fees, as applicable, incurred in connection with the investment of uninvested cash in affiliated money market funds of approximately \$16,000, \$24,000, \$28,000, \$4,000 and \$12,000, which represent less than 0.01 percent of average net assets for the fiscal years ended March 31, 2018 and 2017, respectively, and less than 0.005 percent of average net assets for the fiscal years ended March 31, 2016, 2015 and 2014, respectively. Absent the additional reimbursements, net investment income and reimbursements would have been decreased and net expenses would have been increased by a corresponding amount.

FINANCIAL HIGHLIGHTS

GLOBAL SUSTAINABILITY INDEX FUND

Selected per share data	2018	2017	2016	2015	2014
Net Asset Value, Beginning of Year	\$12.59	\$11.47	\$12.29	\$11.87	\$10.20
INCOME (LOSS) FROM INVESTMENT OPERATIONS:					
Net investment income	0.27	0.27	0.24	0.22	0.29
Net realized and unrealized gains (losses)	1.42	1.26	(0.63)	0.47	1.59
Total from Investment Operations	1.69	1.53	(0.39)	0.69	1.88
LESS DISTRIBUTIONS PAID:					
From net investment income ⁽¹⁾	(0.26)	(0.27)	(0.22)	(0.27)	(0.21)
From net realized gains	(0.18)	(0.14)	(0.21)	—	—
Total Distributions Paid	(0.44)	(0.41)	(0.43)	(0.27)	(0.21)
Net Asset Value, End of Year	\$13.84	\$12.59	\$11.47	\$12.29	\$11.87
Total Return⁽²⁾	13.38%	13.55%	(3.11)%	5.82%	18.38%
SUPPLEMENTAL DATA AND RATIOS:					
Net assets, in thousands, end of year	\$399,903	\$296,407	\$242,860	\$220,201	\$177,675
Ratio to average net assets of:					
Expenses, net of reimbursements and credits ⁽³⁾	0.30%	0.31%	0.31%	0.31%	0.30%
Expenses, before reimbursements and credits	0.34%	0.36%	0.37%	0.47%	0.83%
Net investment income, net of reimbursements and credits ⁽³⁾	2.08%	2.19%	2.13%	2.02%	2.70%
Net investment income, before reimbursements and credits	2.04%	2.14%	2.07%	1.86%	2.17%
Portfolio Turnover Rate	5.64%	19.30%	16.97%	5.99%	12.32%

- (1) Distributions to shareholders from net investment income include amounts relating to foreign currency transactions which are treated as ordinary income for federal income tax purposes.
- (2) Assumes investment at net asset value at the beginning of the year, reinvestment of all dividends and distributions, and a complete redemption of the investment at net asset value at the end of the year.
- (3) The net expenses and net investment income ratios include additional reimbursements of management or advisory fees, as applicable, incurred in connection with the investment of uninvested cash in affiliated money market funds of approximately \$10,000, \$7,000, \$4,000, \$1,000 and \$1,000, which represent less than 0.01 percent of average net assets for the fiscal years ended March 31, 2018 and 2017, respectively, and less than 0.005 percent of average net assets for the fiscal years ended March 31, 2016, 2015 and 2014, respectively. Absent the additional reimbursements, net investment income and reimbursements would have been decreased and net expenses would have been increased by a corresponding amount.

FOR THE FISCAL YEARS ENDED MARCH 31,

INTERNATIONAL EQUITY INDEX FUND

Selected per share data	2018	2017	2016	2015	2014
Net Asset Value, Beginning of Year	\$11.39	\$10.49	\$11.78	\$12.41	\$10.78
INCOME (LOSS) FROM INVESTMENT OPERATIONS:					
Net investment income	0.30	0.33	0.29	0.39	0.33
Net realized and unrealized gains (losses)	1.40 ⁽¹⁾	0.91	(1.29)	(0.57)	1.54
Total from Investment Operations	1.70	1.24	(1.00)	(0.18)	1.87
LESS DISTRIBUTIONS PAID:					
From net investment income ⁽²⁾	(0.32)	(0.34)	(0.29)	(0.45)	(0.24)
Total Distributions Paid	(0.32)	(0.34)	(0.29)	(0.45)	(0.24)
Net Asset Value, End of Year	\$12.77	\$11.39	\$10.49	\$11.78	\$12.41
Total Return⁽³⁾	14.88%	12.07%	(8.50)%	(1.30)%	17.32%
SUPPLEMENTAL DATA AND RATIOS:					
Net assets, in thousands, end of year	\$6,209,334	\$4,401,667	\$4,241,254	\$4,244,015	\$4,608,961
Ratio to average net assets of:					
Expenses, net of reimbursements and credits ⁽⁴⁾	0.25%	0.25%	0.25%	0.26%	0.25%
Expenses, before reimbursements and credits	0.30%	0.30%	0.29%	0.39%	0.61%
Net investment income, net of reimbursements and credits ⁽⁴⁾	2.58%	2.98%	2.76%	2.91%	3.53%
Net investment income, before reimbursements and credits	2.53%	2.93%	2.72%	2.78%	3.17%
Portfolio Turnover Rate	31.54%	28.03%	30.80%	48.57%	40.72%

- (1) The Fund received reimbursements from NTI of approximately \$137,000. The reimbursements represent less than \$0.01 per share and had no effect on the Fund's total return.
- (2) Distributions to shareholders from net investment income include amounts relating to foreign currency transactions which are treated as ordinary income for federal income tax purposes.
- (3) Assumes investment at net asset value at the beginning of the year, reinvestment of all dividends and distributions, and a complete redemption of the investment at net asset value at the end of the year.
- (4) The net expenses and net investment income ratios include additional reimbursements of management or advisory fees, as applicable, incurred in connection with the investment of uninvested cash in affiliated money market funds of approximately \$55,000, \$32,000, \$19,000, \$6,000 and \$30,000 which represent less than 0.01 percent of average net assets for the fiscal years ended March 31, 2018 and 2017, respectively, and less than 0.005 percent of average net assets for the fiscal years ended March 31, 2016, 2015 and 2014, respectively. Absent the additional reimbursements, net investment income and reimbursements would have been decreased and net expenses would have been increased by a corresponding amount.

FINANCIAL HIGHLIGHTS

MID CAP INDEX FUND

Selected per share data	2018	2017	2016	2015	2014
Net Asset Value, Beginning of Year	\$18.59	\$16.39	\$18.43	\$17.40	\$14.96
INCOME (LOSS) FROM INVESTMENT OPERATIONS:					
Net investment income	0.26	0.23	0.23	0.21	0.20
Net realized and unrealized gains (losses)	1.76	3.12	(0.97)	1.81	2.91
Total from Investment Operations	2.02	3.35	(0.74)	2.02	3.11
LESS DISTRIBUTIONS PAID:					
From net investment income	(0.24)	(0.24)	(0.23)	(0.21)	(0.17)
From net realized gains	(1.20)	(0.91)	(1.07)	(0.78)	(0.50)
Total Distributions Paid	(1.44)	(1.15)	(1.30)	(0.99)	(0.67)
Net Asset Value, End of Year	\$19.17	\$18.59	\$16.39	\$18.43	\$17.40
Total Return⁽¹⁾	10.80%	20.71%	(3.71)%	11.98%	21.11%
SUPPLEMENTAL DATA AND RATIOS:					
Net assets, in thousands, end of year	\$2,320,034	\$2,175,963	\$1,689,719	\$1,664,307	\$1,316,168
Ratio to average net assets of:					
Expenses, net of reimbursements and credits ⁽²⁾	0.15%	0.15%	0.15%	0.15%	0.15%
Expenses, before reimbursements and credits	0.18%	0.18%	0.18%	0.26%	0.50%
Net investment income, net of reimbursements and credits ⁽²⁾	1.35%	1.35%	1.38%	1.27%	1.29%
Net investment income, before reimbursements and credits	1.32%	1.32%	1.35%	1.16%	0.94%
Portfolio Turnover Rate	16.02%	19.71%	20.43%	17.87%	12.72%

- (1) Assumes investment at net asset value at the beginning of the year, reinvestment of all dividends and distributions, and a complete redemption of the investment at net asset value at the end of the year.
- (2) The net expenses and net investment income ratios include additional reimbursements of management or advisory fees, as applicable, incurred in connection with the investment of uninvested cash in affiliated money market funds of approximately \$44,000, \$87,000, \$38,000, \$8,000 and \$20,000, which represent less than 0.01 percent of average net assets for the fiscal years ended March 31, 2018 and 2017, respectively, and less than 0.005 percent of average net assets for the fiscal years ended March 31, 2016, 2015 and 2014, respectively. Absent the additional reimbursements, net investment income and reimbursements would have been decreased and net expenses would have been increased by a corresponding amount.

FOR THE FISCAL YEARS ENDED MARCH 31,

SMALL CAP INDEX FUND

Selected per share data	2018	2017	2016	2015	2014
Net Asset Value, Beginning of Year	\$12.97	\$10.70	\$12.67	\$12.38	\$10.41
INCOME (LOSS) FROM INVESTMENT OPERATIONS:					
Net investment income	0.15	0.14	0.13	0.13	0.12
Net realized and unrealized gains (losses)	1.38	2.64	(1.37)	0.82	2.43
Total from Investment Operations	1.53	2.78	(1.24)	0.95	2.55
LESS DISTRIBUTIONS PAID:					
From net investment income	(0.15)	(0.13)	(0.14)	(0.13)	(0.10)
From net realized gains	(0.75)	(0.38)	(0.59)	(0.53)	(0.48)
Total Distributions Paid	(0.90)	(0.51)	(0.73)	(0.66)	(0.58)
Net Asset Value, End of Year	\$13.60	\$12.97	\$10.70	\$12.67	\$12.38
Total Return⁽¹⁾	11.68%	26.11%	(9.91)%	8.02%	24.77%
SUPPLEMENTAL DATA AND RATIOS:					
Net assets, in thousands, end of year	\$1,214,764	\$1,183,557	\$953,884	\$1,055,543	\$985,665
Ratio to average net assets of:					
Expenses, net of reimbursements and credits ⁽²⁾	0.15%	0.15%	0.15%	0.15%	0.15%
Expenses, before reimbursements and credits	0.18%	0.18%	0.18%	0.26%	0.51%
Net investment income, net of reimbursements and credits ⁽²⁾	1.04%	1.16%	1.13%	1.14%	1.06%
Net investment income, before reimbursements and credits	1.01%	1.13%	1.10%	1.03%	0.70%
Portfolio Turnover Rate	13.03%	19.37%	18.80%	17.34%	15.62%

- (1) Assumes investment at net asset value at the beginning of the year, reinvestment of all dividends and distributions, and a complete redemption of the investment at net asset value at the end of the year.
- (2) The net expenses and net investment income ratios include additional reimbursements of management or advisory fees, as applicable, incurred in connection with the investment of uninvested cash in affiliated money market funds of approximately \$25,000, \$28,000, \$22,000, \$5,000 and \$15,000, which represent less than 0.01 percent of average net assets for the fiscal years ended March 31, 2018 and 2017, respectively, and less than 0.005 percent of average net assets for the fiscal years ended March 31, 2016, 2015 and 2014, respectively. Absent the additional reimbursements, net investment income and reimbursements would have been decreased and net expenses would have been increased by a corresponding amount.

FINANCIAL HIGHLIGHTS

FOR THE FISCAL YEARS ENDED MARCH 31,

STOCK INDEX FUND

Selected per share data	2018	2017	2016	2015	2014
Net Asset Value, Beginning of Year	\$28.44	\$24.94	\$25.41	\$23.17	\$19.47
INCOME (LOSS) FROM INVESTMENT OPERATIONS:					
Net investment income	0.58	0.53	0.54	0.46	0.43
Net realized and unrealized gains (losses)	3.35	3.68	(0.13)	2.45	3.76
Total from Investment Operations	3.93	4.21	0.41	2.91	4.19
LESS DISTRIBUTIONS PAID:					
From net investment income	(0.57)	(0.52)	(0.55)	(0.46)	(0.42)
From net realized gains	(0.45)	(0.19)	(0.33)	(0.21)	(0.07)
Total Distributions Paid	(1.02)	(0.71)	(0.88)	(0.67)	(0.49)
Net Asset Value, End of Year	\$31.35	\$28.44	\$24.94	\$25.41	\$23.17
Total Return⁽¹⁾	13.87%	17.06%	1.70%	12.59%	21.73%
SUPPLEMENTAL DATA AND RATIOS:					
Net assets, in thousands, end of year	\$7,787,749	\$7,544,579	\$7,011,831	\$6,969,686	\$5,635,985
Ratio to average net assets of:					
Expenses, net of reimbursements and credits ⁽²⁾	0.10%	0.10%	0.10%	0.10%	0.10%
Expenses, before reimbursements and credits	0.12%	0.11%	0.11%	0.18%	0.38%
Net investment income, net of reimbursements and credits ⁽²⁾	1.86%	1.98%	2.14%	1.89%	1.96%
Net investment income, before reimbursements and credits	1.84%	1.97%	2.13%	1.81%	1.68%
Portfolio Turnover Rate	6.76%	3.88%	5.46%	3.03%	8.16%

- (1) Assumes investment at net asset value at the beginning of the year, reinvestment of all dividends and distributions, and a complete redemption of the investment at net asset value at the end of the year.
- (2) The net expenses and net investment income ratios include additional reimbursements of management or advisory fees, as applicable, incurred in connection with the investment of uninvested cash in affiliated money market funds approximately \$153,000, \$61,000, \$72,000, \$35,000 and \$71,000, which represent less than 0.01 percent of average net assets for the fiscal years ended March 31, 2018 and 2017, respectively, and less than 0.005 percent of average net assets for the fiscal years ended March 31, 2016, 2015 and 2014, respectively. Absent the additional reimbursements, net investment income and reimbursements would have been decreased and net expenses would have been increased by a corresponding amount.

THIS PAGE INTENTIONALLY LEFT BLANK

FOR MORE INFORMATION

ANNUAL/SEMIANNUAL REPORTS AND STATEMENT OF ADDITIONAL INFORMATION

Additional information about the Funds' investments is available in the Funds' annual and semiannual reports to shareholders. In the Funds' annual report, you will find a discussion of the market conditions and investment strategies that significantly affected the Funds' performance during their last fiscal year.

Additional information about the Funds and their policies is also available in the Funds' SAI. The SAI is incorporated by reference into this Prospectus (and is legally considered part of this Prospectus).

The Funds' annual and semiannual reports and the SAI are available free upon request by calling the Northern Funds Center at 800-595-9111 or by sending an email request to: northern-funds@ntrs.com. The SAI and other information are available from a financial intermediary (such as a broker-dealer or bank) through which the Funds' shares may be purchased or sold.

TO OBTAIN OTHER INFORMATION AND FOR SHAREHOLDER INQUIRIES:

BY TELEPHONE

Call 800-595-9111

BY MAIL

Northern Funds
P.O. Box 75986
Chicago, Illinois 60675-5986

ON THE INTERNET

The Funds' documents are available online and may be downloaded from:

- The EDGAR database on the SEC's website at www.sec.gov (text-only).
- Northern Funds' website at northerntrust.com/funds.

You may review and obtain copies of Northern Funds' documents by visiting the SEC's Public Reference Room in Washington, D.C. You also may obtain copies of Northern Funds' documents by sending your request and a duplicating fee to the SEC's Public Reference Section, Washington, D.C. 20549-1520 or by electronic request to: publicinfo@sec.gov. Information on the operation of the Public Reference Room may be obtained by calling the SEC at 202-551-8090.